

BID SUBMITTAL FORM
Alabama County Joint Bid Program
Heavy Equipment – BID ITEM: RIDE ON INDUSTRIAL BOOM MOWER
OPTION A

Company Name: Coblentz Equipment and Parts Company Inc.

Address: 10400 Highway 80 East
Montgomery AL. 36117

Bid Submitted by: Stephen Spooner
(Name of company representative)

Title: Governmental Sales E-mail address: Stephen@coblentzep.com

Phone: 334-430-8649 Fax: _____

By submitting this bid, we agree:

Initials

The equipment model number identified below meets the bid specs for this bid item.

SS

That the bid price will be honored for all counties for the period from **January 1, 2025** to **December 31, 2025**.

SS

The equipment will be delivered at the bid price to all counties participating in the joint bid program.

SS

The company acknowledges the freight preparation and delivery price is to be included in the total bid price for the standard machine.

SS

The company representative listed above will be the contact person for purchasing this bid item under the joint bid program.

SS

The bid is accompanied by a current catalog or model specification document for the model number identified below.

SS

The bid is accompanied by a copy of the manufacturer's standard warranty as required in the bid specifications.

SS

The bid includes the E-Verify documentation required by Alabama law.

SS

If awarded the bid, a performance bond will be provided upon request.

SS

The bid documents include the **Manufacturer's Suggested Retail Price Sheet (MSRP) for the Standard Machine.**

SS

22 Foot Boom Model including 1,400 lb. counterweight

Total Bid Price for Standard Machine: \$ 233,790.00
(Total Bid Price for Standard Machine Includes Freight Preparation, Delivery and Standard Warranty Costs) *

Freight Preparation and Delivery: \$ 2,750.00
(Included in Standard Machine Bid Price)

Manufacturer's Suggested Retail Price for Standard Machine: \$ 288,800.00

Equipment Model #: MowerMax Gen. IV

Description: Standard MowerMax Unit with 22' Boom

24 Foot Boom Model including 1,400 lb. counterweight

Total Bid Price for Standard Machine: \$ 233,790.00
(Total Bid Price for Standard Machine Includes Freight Preparation, Delivery and Standard Warranty Costs) *

Freight Preparation and Delivery: \$ \$2,750.00
(Included in Standard Machine Bid Price)

Manufacturer's Suggested Retail Price for Standard Machine: \$ 288,800.00

Equipment Model #: MowerMax Gen. IV

Description: Standard MowerMax Unit with 24' Boom

26 Foot Boom Model which including 1,400 lb. counterweight

Total Bid Price for Standard Machine: \$ 239,390.00
(Total Bid Price for Standard Machine Includes Freight Preparation, Delivery and Standard Warranty Costs) *

Freight Preparation and Delivery: \$ 2,750.00
(Included in Standard Machine Bid Price)

Manufacturer's Suggested Retail Price for Standard Machine: \$ 295,800.00

Equipment Model #: MowerMax Gen IV

Description: Standard MowerMax Unit with 26' Boom

27-30 Foot Telescoping Boom Model including 3,450 lb. counterweight with integrated steps


Total Bid Price for Standard Machine: \$ 246,218.57
(Total Bid Price for Standard Machine Includes Freight Preparation, Delivery and Standard Warranty Costs) *

Freight Preparation and Delivery: \$ 2,750.00
(Included in Standard Machine Bid Price)

Manufacturer's Suggested Retail Price for Standard Machine: \$ 304,335.71

Equipment Model #: MowerMax Gen. IV

Description: Standard MowerMax Unit with 30' Boom

Signature of company representative submitting bid:  _____

Title: Governmental Sales

* **NOTE:** Award will be made based on the total cost of the **Standard Machine**. The total cost of the standard machine is to include the freight preparation, delivery and standard warranty cost. Freight preparation, delivery will be excluded from the total bid price of the standard machine in determining the percentage discount for any available options.

BID SUBMITTAL FORM: OPTION COST SHEET

By submitting this bid, we agree:

To offer any available options at the percent difference between the Manufacturer's Suggested Retail Price Sheet and the actual bid price on the Standard Machine* Yes

The bid documents include the **Manufacturer's Suggested Retail Price Sheet (MSRP)** for the Standard Machine Yes

Equipment Model #: MowerMax Gen IV

Description: Self Propelled Boom Mower

Signature of company representative submitting bid:  _____

Title: Governmental Sales

***Note:** The percent difference between the **Manufacturer's Suggested Retail Price Sheet (MSRP)** for the standard machine as specified by these **Bid Specifications** and the actual price bid by the vendor will be calculated to determine the percentage discount to be applied to any available options. The bid price of the freight preparation, delivery cost shall be excluded in determining the percentage discount to be applied to available options. Any individual county may choose to add any available option to the standard machine at the percentage discount at the time of purchase.

**BID ITEM: RIDE-ON INDUSTRIAL BOOM MOWER
WITH UNIVERSAL ATTACHMENT PLATE OPTION A**

GENERAL

These specifications shall be construed as the minimum acceptable standards for a ride-on industrial boom mower with universal attachment plate and mowing arm. Should the manufacturer's current published data or specifications exceed these standards, the manufacturer's standards shall be considered minimum and shall be furnished. All integral parts not specifically mentioned in the scope of these specifications that are necessary to provide a complete working unit shall be furnished. Additionally, the machine offered for bid shall include all standard manufacturer's equipment. The machine must be a new current production model and shall meet all EPA and other applicable standards at the time of manufacture.

The use of specific names and numbers in the specifications is not intended to restrict the bidder or any seller or manufacturer, but is intended solely for the purpose of indicating the type, size and quality of equipment considered best adapted to the uses of counties participating in this joint bid.

BID SUBMITTAL FORM

Each bidder must submit his or her bid on the Bid Submittal Form included in the invitation to bid package. All written warranties to be submitted shall be attached to the Bid Submittal Form.

BID PRICE

The price bid shall include all destination charges, delivery charges, title fees, rebates, and all other applicable costs and refunds.

MANUALS

Each unit shall be provided with one (1) copy of the operator's manual, (1) copy of the repair manual and one (1) copy of the current parts manual. Units will not be accepted for delivery until the manuals as outlined above are received by the purchaser.

REPLACEMENT PARTS AVAILABILITY

Parts must be available for 5 years or 7,500 hours of use for the piece of equipment bid. If replacement parts are not delivered within three (3) working days of an order being placed, the bidder will deliver an equivalent machine for the county to use at no cost to the county until such time as the parts are delivered to the county so it can affect repairs to its machine.

WARRANTY

Bidders shall submit a copy of the manufacturer's standard warranty. Warranty shall include service response time of maximum of 36 hours within notification by county.

Yes No
Page# _____
or
Attachment

**BID ITEM: RIDE-ON INDUSTRIAL BOOM MOWER
WITH UNIVERSAL ATTACHMENT PLATE OPTION A**

ALL ITEMS FACTORY INSTALLED UNLESS OTHERWISE INDICATED. THIS UNIT IS NOT INTENDED TO BE A MODIFIED AGRICULTURAL TRACTOR.

ENGINE

The Engine shall meet the following requirements:

Minimum 154 HP Cummins Stage V Tier IV, with heavy duty radiator with high flow fan and canister style air cleaner with pre-cleaner. Electric start with engine pre-heat, and minimum 48-gallon fuel tank and full engine gauge package to include tachometer, water temperature, oil pressure, volt meter, fuel gauge and hour meter.

Yes X No _____
Page # _____ of _____
Attachment X

POWER TRAIN:

Minimum power train requirements shall consist of permanent 4 Wheel Drive, four-wheel steer and three steering modes. Heavy Duty Conner axles or equivalent.

Hydrostatic drive with two-speed heavy duty drive motor. Hydrostatic, variable displacement piston transmission pumps in closed loop system. Standard electric over hydraulic parking brake with standard service brake.

Joystick or pedal control transmission for speed and directional control, with 0-6 mph work mode and a travel mode of 0- 22 MPH.

Yes X No _____
Page # X See Attached

BOOM: Equal to or Exceeds MowerMax

2 section steel construction. 22 Ft., 24 Ft., 26Ft., and 27FT.with 3 ft. of telescope out to 30Ft. Boom lengths includes counter weight with integrated steps & 175-degree rotation with HELAC actuator. Main Boom is to be 9"x7"x1/2" A-36 steel plate wall structural tubing conforming to ASTM A-500 Gr. B (58,000 psi minimum tensile).

Yes X No _____
Page # See Attached

MOWER ATTACHMENTS: Equal to or Exceeds MowerMax

No Boom attachment is considered standard. All attachments shall be optional

Yes X No _____
Page # See Attached

WHEELS:

Shall be equipped with, Four (4) Heavy Duty, Industrial flotation tires with either 22 Ply 550/45-22.5 flotation tires with Chevron Pattern or 460/70R24 with Multiuse tread

Yes X No _____
Page # See Attached

CAB, COMFORT, CONVENIENCE & SAFETY:

Custom designed cab will be mounted in front of the engine and hydraulics for optimum operator visibility. Cab must be certified for both ROPS – ISO 3471 and FOPS – ISO 3449.

Low profile Grammer or equivalent full suspension seat with lumbar support and integrated operator-presence safety switch, ROPS enclosed cab with Red Dot A/C, heat and AM/FM Stereo with 7-inch Touch Screen with Blue Tooth, **back up Camera is to be considered standard for the purpose of this bid.**

Minimum of One (1) LED Safety Strobe bar on top of the Cab and 12 mini strobe lights mounted on all 4 sides.

1- 35-inch LED Directional Control Bar. DOT reflector tape, clear view steering column with adjustable tilt steering, back up alarm.

Seat belt with safety switch. 6 section Valve Bank with Electro-Hydraulic Joystick Controls. 12V Air-ride Grammer cloth seat with lumbar, tilt, arm rest and 2 safety switches. ½ inch thick Lexan with no vertical supports on Right side window.

Yes X No _____
Page # See Attached

CONDITIONS:

Boom Mower shall be equipped with all standard equipment specified by the manufacturer, and shall comply with EPA emission standards and all motor vehicle standards established by the U.S. Department of Transportation regarding the manufacture of motor vehicles. **This unit shall have a minimum of one-year manufactured warranty.**


Yes X No _____
Page # See Attached

The successful bidder shall be responsible for delivering the unit properly serviced, clean and in first class operating condition. Pre-delivery service at a minimum shall include the following:

Complete lubrication, check all fluid levels, adjustment of engine to proper operating condition, inflate tires to proper operating pressure, check proper operation of all accessories.

MOWERMAX[®]

Boom Mower



**Completely Innovative, Purpose-built Boom Mower
Designed and Built Specifically for Boom Mowing!**

ENGINEERED FOR PERFORMANCE

The revolutionary, 4th Generation MowerMax[®] Boom Mower is designed and purpose built from the ground up to have the best **Stability, Visibility, Maneuverability and Versatility** of any boom mower on the market. The MowerMax[®] is a heavy-duty boom mower that is also very safe, easy to operate and maintain.



OPTIMUM STABILITY

The Gen 4 MowerMax® is designed to have a low center of gravity. The counterweights are mounted directly opposite the boom for maximum benefit and it's easy to add additional counterweights. These features combined with the rear axle stabilizer system, make the MowerMax® an extraordinarily stable machine.



INCOMPARABLE VISIBILITY

The MowerMax® cab forward design greatly enhances the operator's visibility making for a much more productive and safer cutting experience. Plus the right side of the cab has an unobstructed view.



EXTREMELY SIMPLE & COMFORTABLE

The MowerMax® is extremely simple to operate and very comfortable for the operator! The MowerMax® is easy to get into and out of with non-slip coated steps integrated into the main counter-weight. The cab has a plush Grammer air-ride suspension seat with tilt and lumbar, a tilt & telescoping steering wheel with steering knob, 6.2in color AM/FM/CD stereo with Bluetooth, optional Backup Camera, and a 10in touchscreen monitor with full telematics.



OUTSTANDING MANEUVERABILITY

The MowerMax® has hydrostatic, 2 speed transmission which is operated by two foot pedals and comes with permanent 4 wheel drive with 45% limited slip front axle and 100% operator controlled rear differential lock. The MowerMax® Boom also has 4 wheel steering with 3 different steering modes: **1) 4 Wheel Steer 2) Front Wheel Steer or 3) Crab Steer.** These three steering modes allows the MowerMax® to be extremely maneuverable and productive. Lastly all of MowerMax® booms come with 180 degree rotation with a helical actuator for maximum operating flexibility.

4-WHEEL



FRONT




CRAB



SERIOUS VERSATILITY

The MowerMax® mower is compatible with dozens of different Front or Boom attachments with full flexibility and control from the cabin that makes the Gen 4 system extremely versatile.



60in Rotary Deck



50in HD Flail



90in Quad Saw



84in Broom



50in Fecon Mulcher



Universal Quick Attach



96in Front Rotary Deck

EXCEPTIONALLY SAFE

ATMAX Equipment knows that boom mowing often happens on busy roads under rough conditions, so safety of the operator and the machine are of utmost importance! **1/2in Lexan Glass** on boom side. **ROPS & FOPS** - Most tractors and other purpose built boom mowers only have ROPS even though all trim trees with them! **Bright Yellow Powder Coated Paint** with 2 front LED daytime running lights, 2 reflective SMV diamonds, 2 - SAE Class 1 strobes, 1 - 35in LED directional control bar, 12 amber/white mini LED flashers, and over 30ft of reflective decals and DOT tape.



MOWERMAX BOOM MOWER SPECIFICATIONS

Power Unit Specs

Engine	Cummins F 3.8QSF 154 HP Stage V Turbo Diesel
Cooling System (Engine & Hydraulic)	Horizontally-mounted Radiator/CAC/Oil Cooler with High Flow Fan & Reversing Cleanout System
Transmission	Two Speed Closed Loop Hydrostatic with Double Foot Pedal Controls, Optional 4 Speed Transmission with 220% more torque
Drive Train & Steering	Permanent 4-Wheel Drive with 4-Wheel Steering and 3 Steering Modes
Differential Lock	45% Limited Slip on Front Axle and 100% Operator-controlled Rear Locking Rear Axle
Parking Brake	Standard SAHR Electric over Hydraulic
Service Brake	Standard Foot Pedal Controlled
Tires	460/70-R24 Radial with Multiuse Tread or 550/45-22.5 22 Ply Flotation with Lug Tread
Ground Speed	0-8 MPH Work Mode 0-25 MPH Travel Mode

Boom Arm Specifications

Boom Controls	Multifunction, Electric Over Hydraulic Joystick
Boom Lengths	Approximately 22ft, 24ft, 26ft & Telescoping 27ft to 30ft
Boom Rotation	180 Degrees with Helical Actuator with Cross Port Relief
High Flow Hydraulics to Boom Attachments	Closed Loop Hydrostatic Pump with 30GPM @ 5000psi
Available Boom Attachments:	
Rotary Decks	50in & 60in with Hydraulic Door & Optional 90 Degree Swivel
Mulching Head	50in Fixed Tooth Mulching mfg for MowerMax by Fecon with optional 180 Degree Swivel
Saw Heads	48in Single Blade Direct Drive, 69in Triple Blade Belt Drive & 90in Quad Blade Belt Drive
Flail Heads	50in Brush Flail & 60in Grass Flail with optional 180 Degree Swivel
Ditch Maintainer	22in Cutting Width with Hydraulically Controlled Debris Shute
Log/Debris Grapple	55in Wide (open) Grapple with 360 Degree Rotation

Front Lift Arm Specs (Optional)

Attachment Types	Most Universal Skid Steer Mount Attachments
Lift Capacity	2500lbs
High Flow Hydraulics to Attachments	Closed Loop Hydrostatic Pump with 30GPM @ 5000psi

General Specs

Width with Boom in Stow	100in
Length with Boom in Stow (no boom attachments)	236in
Height	112in
Weight (with 24ft boom & no attachments)	19,500lbs approximately
Diesel Fuel Tank Capacity	48 Gallon Aluminum Tank with Locking Fuel Cap
DEF Tank Capacity	5 Gallons

Cab & Safety Features

Grammer Air Ride Suspension Seat with Back Rest, Lumbar, Tilt with Operator Presence Switch & Seatbelt with Switch
 Tilt Steering Column with Telescoping Steering Wheel with Knob
 Easy to View, Adjustable 7in Color Display with All Gauges and Warning Signals
 6.2in Color AM/FM/CD Stereo with Bluetooth and Optional Backup Camera
 Front Hedlights with LED Daytime Running Lights and Rear LED Brake Turn and Backup Lights
 12 Amber/White LED Mini Flashers on all 4 Sides
 1 - Cab Mounted, Amber LED Bar and 1 - LED Directional Control Bar on Rear on Cab
 Backup Alarm
 2 Reflective SMV Diamonds and over 28ft of Reflective DOT tape
 Certified ROPS - ISO 3471 & FOPS - ISO 3449

SCAN TO VIEW THE
NEW WEBSITE

STEERING MODES



4-WHEEL



FRONT



CRAB



6902 East 7th Avenue • Tampa, FL 33619

Sales: 813-634-1111

WWW.MOWERMAX.COM



**Call 813-634-1111 x3 to schedule a demonstration
or visit our website at MOWERMAX.com**

MOWERMAX[®]

Boom Mower



Boom Arm Attachments



50in & 60in Rotary Deck
with optional 90 Degree Swivel



50in Fecon Mulching Head
with optional 180 Degree Rotate



50in Hammer Flail
with optional 180 Degree Rotate



62in Standard Flail
with optional 180 Degree Rotate




48in Single Saw
with optional 90 Degree Rotate



Triple or Quad Saw
with optional 90 Degree Rotate



Boom Grapple
with optional 360 Degree Rotate



Heavy Duty Trencher
outperforms for rigorous demands



22in Ditch Maintainer
with Adjustable Hydraulic Chute



Stephen Spooner: 334-430-8649



stephen@coblentzep.com



www.MowerMax.com

MOWERMAX[®]

Boom Mower



Front Lift Arm Attachments



Hydraulic Front Lift Arm with Easy Attachment Change-Out
and a Growing List of Over 20 Available Attachments



Power Angle Broom



Rake Basket



6-Way Dozer Blade



Heavy Duty Trencher



96in Rotary Mower



Buffalo Blower


MOWERMAX[®]

Boom Mower


Front Lift Arm Attachments



Heavy-Duty Material Bucket



Wood & Brush Chipper



Rock & Brush Grapple



Snow Blower



Pavement Saw




Pallet Forks



Snow Pusher



Stump Grinder



Cold Planer



Stephen Spooner: 334-430-8649



stephen@coblentzep.com



www.MowerMax.com

ATMAX Equipment Co. LIMITED WARRANTY

ATMAX Equipment Co. (hereinafter “ATMAX”) makes every effort to assure that its products meet high quality and durability standards. ATMAX warrants that its products shall be free from defects in parts, materials and workmanship (hereinafter “Defective Item(s)”), subject to the following conditions (hereinafter the “Warranty”):

1. It applies only to the original retail purchaser or original purchaser acting as a lessor (hereinafter the “Purchaser”) and is not transferable;
2. To be eligible for the benefits of this Warranty, Purchaser must submit its warranty registration information in writing to ATMAX within ten (10) days of delivery of the product.
3. It is limited to Defective Items discovered within the earlier of the time periods listed below following the date of delivery to Purchaser of the product;

Engine: Cummins QSF3.8 154HP	2 years/2,000 hours
Cummins Aftertreatment	5 years/3,000 hours
Drive Axles	1 year/2,000 hours
Hydrostatic Hydraulic Pumps	1 year/2,000 hours
Hydraulic Axle Drive Motors	1 year/2,000 hours
Hydraulic Mower Motors	1 year/2,000 hours
MowerMax Main Frame	5 years/10,000 hours
Bumper to Bumper	1 year/2,000 hours

4. It is limited to the cost of the repair or the replacement by ATMAX or its authorized service representative of Defective Items. It does not include labor or transportation unless agreed upon by ATMAX in writing. It does, however, include reasonable shipping charges for Defective Items (as determined by ATMAX) to and from ATMAX or its authorized service representative which result from Defective Items;
5. It is conditioned upon Purchaser’s making its warranty claim regarding a possible Defective Item to ATMAX or its authorized service representative within ten (10) days of the discovery of the Defective Item;
6. It is conditioned upon the return of the Defective Item to ATMAX or its authorized service representative within ten (10) days of the purchaser’s warranty claim;
7. It does not apply to the product’s parts and components which are manufactured by parties other than ATMAX, except for the extent that such other manufacturer provides a

warranty that is transferable to the Purchaser and which warranty ATMAX hereby transfers to the Purchaser;

8. It does not apply to defects resulting from:
 - a. Neglect or improper and inadequate maintenance, repairs or replacements;
 - b. misuse, accident, theft, fire or the like;
 - c. use of improper, or inadequate use of, fuel, fluids or lubricants;
 - d. use of parts or components other than ones from ATMAX or ones authorized in writing by ATMAX;
 - e. modifications or alterations not authorized in writing by ATMAX;
 - f. continued use after a problem has been identified that requires, or one should reasonably expect to require, immediate attention.
9. The product must be operated and maintained only by trained and qualified personnel and in accordance with the instructions and recommendations furnished by ATMAX;
10. It does not apply if the product's serial number has been altered, defaced or removed, or if Purchaser is in default in any payment due ATMAX or any of its dealers or other agents.
11. ATMAX shall not be responsible for any injury, loss, or damage, either direct, indirect, incidental or consequential resulting from any Defective Item:
12. No warranty, expressed or implied, as to the merchantability, fitness for a particular purpose, quality or other matter is included herein;

THIS IS THE SOLE WARRANTY PROVIDED BY ATMAX AND NO PERSON IS AUTHORIZED TO MAKE ON BEHALF OF ATMAX ANY WARRANTIES OR REPRESENTATIONS OTHER THAN THOSE EXPRESSED HEREIN.



MowerMax Boom Arm Tool Carrier includes:

- Cummins 3.8L, 154HP Stage V Turbo Diesel with 48 gallon fuel tank & 5 gallon DEF tank
- 4-Speed Hydrostatic Transmission
- ISO Mount Cab with Insulation and 10in Touchscreen Monitor
- 7 Section Valve Bank with Electro-Hydraulic Joystick Controls
- Red Dot AC/Heat Cab with AM/FM/DVD 6.2in Touchscreen with Blue Tooth & iPod Control
- Heavy Duty, Remote, Horizontally Mounted Radiator/Hyd. Oil Cooler/CAC with High Flow Fan
- Heavy-Duty, Industrial MultiUse Tread Radial Tire
- Full time 4WD, 4 Wheel Steering with 3 Steering Modes, 45% Limit-slip Front Diff. Lock & 100% Operator Controlled Rear Diff. Lock
- Service Brake and Parking Brake
- Front Headlights with LED Daytime Running Lights, Turn Lights and Rear Brakelights with Turn Lights
- Backup Alarm
- Backup & Front Camera
- Reversing Radiator Cleanout Fan
- 1 - Class 1 LED Strobes, 12 - LED Mini Flasher/Strobes and 1 - 36in LED Directional Control Bar
- 12v Air-ride, Grammer cloth seat with lumbar, tilt, arm rest & 2 safety switches
- 1/2 in Thick Lexan on Right Side Window
- Telematics with One-Year Subscription
- 20in LED Front Light Bar
- 2 Fire Extinguishers
- FOB Tampa

Standard Unit

810-1001 MowerMax Standard unit for Boom Arm
(Includes 3450lbs Counterweight (CW) with Integrated Steps & 180 Deg Boom Rotation)

Boom Arm Options:

- 810-2051 22ft Boom Arm with Stucchi QDS and without Head Attachment
- 810-2052 24ft Boom Arm with Stucchi QDS and without Head Attachment
- 810-2053 26ft Boom Arm with 1 additional 1400lbs CW and Stucchi QDS and without Head Attachment
- 810-2054 30ft Telescoping Boom Arm, includes 2 additional 1400lbs CWs and with Stucchi QDS and without Attachment

Boom Arm Head Attachment Options:

810-3051 50in Rotary Deck with QDS, hydraulic controlled deck door and 90deg swivel

	List Price
810-1001 MowerMax Standard unit for Boom Arm (Includes 3450lbs Counterweight (CW) with Integrated Steps & 180 Deg Boom Rotation)	\$ 267,800.00
810-2051 22ft Boom Arm with Stucchi QDS and without Head Attachment	\$ 21,000.00
810-2052 24ft Boom Arm with Stucchi QDS and without Head Attachment	\$ 21,000.00
810-2053 26ft Boom Arm with 1 additional 1400lbs CW and Stucchi QDS and without Head Attachment	\$ 28,000.00
810-2054 30ft Telescoping Boom Arm, includes 2 additional 1400lbs CWs and with Stucchi QDS and without Attachment	\$ 36,535.71
810-3051 50in Rotary Deck with QDS, hydraulic controlled deck door and 90deg swivel	\$ 23,071.43

810-3052 50in Rotary Deck with QDS, hydraulic controlled deck door and 90deg swivel and additional 90Deg articulating knuckle	\$ 28,428.57
810-3075 50in Rotary Deck with stump jumper, QDS, hyd. controlled deck door and 90deg swivel	\$ 23,785.71
810-3076 50in Rotary Deck with stump jumper, QDS, hyd. controlled deck door, 90deg swivel and addl 90Deg articulating knuckle	\$ 29,142.86
810-3053 60in Rotary Deck with QDS, hydraulic controlled deck door and 90deg swivel	\$ 23,071.43
810-3054 60in Rotary Deck with QDS, hydraulic controlled deck door and 90deg swivel and additional 90Deg articulating knuckle	\$ 28,428.57
810-3059 60in Flail Head - Grass with QDS	\$ 22,714.29
810-3060 60in Flail Head - Grass with QDS with 180Deg Rotate	\$ 28,000.00
810-3057 48in Hammer Flail with QDS	\$ 23,571.43
810-3058 48in Hammer Flail with QDS with 180Deg Rotate	\$ 28,857.14
810-3064 SawMax - 48 in saw blade with 90 degree articulate	\$ 21,285.71
810-3066 TwinSaw - 2 saw blades with 90 degree articulate	\$ 28,857.14
810-3068 69in Triple Saw with QDS with 90 degree articulate	\$ 23,714.29
810-3070 90in Quad Saw with QDS with 90 degree articulate	\$ 26,214.29
810-3061 50in Mulching Head with QDS	\$ 35,285.71
810-3062 50in Mulching Head with QDS with 180 degree rotate	\$ 40,000.00
810-3071 22in Ditch Maintainer with QDS	\$ 21,357.14

Front Attachment Options:

810-4001 Front lift arms with universal attachment mount & Hydraulic QDS	\$ 15,928.57
810-4002 96in Front Rotary Mower with Dolly Wheels	\$ 23,857.14
810-4014 96in Front Sweeper/broom with hydraulic angling	\$ 14,214.29
810-4013 Turbine Blower with 360 deg rotating snout	\$ 13,571.43
810-4019 48in Front pallet forks	\$ 2,078.57
810-4024 24in Front cold planer	\$ 36,000.00
810-4018 84in Brush Grapple	\$ 22,221.43
810-4016 108in Snow Blade	\$ 9,071.43
810-4024 24in Cold Planer	\$ 29,964.29
810-4015 6-way Dozer Blade	\$ 9,000.00

Rear Auxiliary Options

810-5001 Rear Auxiliary add-on	\$ 7,378.57
810-5010 Buffalo Blower	\$ 13,571.43

Other Long Arm Options:

810-6015 Additional 1400lbs Counterweight (for 22ft, 24ft and 26ft Booms)	\$ 4,214.29
810-6005 Front Windshield Lexan Guard	\$ 4,428.57
810-6015 Window Tinting	\$ 714.29
810-6008 Fire Suppression System	\$ 4,785.71



Employment Eligibility Verification



Welcome David Coblentz User ID DCOB0375 Last Login 02:23 PM - 02/15/2013 Log Out

Click any ? for help

- Home
My Cases
New Case
View Cases
Search Cases
My Profile
Edit Profile
Change Password
Change Security Questions
My Company
Edit Company Profile
Add New User
View Existing Users
Close Company Account
My Reports
View Reports
My Resources
View Essential Resources
Take Tutorial
View User Manual
Contact Us

Company Information

Company Name: Coblentz Equipment & Parts Co., Inc.
Company ID Number: 503975
Doing Business As (DBA) Name:
DUNS Number: 153590609

View / Edit

Physical Location:
Address 1: 10400 Highway 80 East
Address 2:
City: Montgomery
State: AL
Zip Code: 36117
County: MONTGOMERY

Mailing Address:

Address 1: Post Office Box 242608
Address 2:
City: Montgomery
State: AL
Zip Code: 36124

Additional Information:
Employer Identification Number: 630926850
Total Number of Employees: 10 to 19
Parent Organization:
Administrator:
Organization Designation:
Employer Category: State Government

NAICS Code: 111 - CROP PRODUCTION

View / Edit

Total Hiring Sites: 1

View / Edit

Total Points of Contact: 3

View / Edit

View PDF

Company ID Number: 503975

THE E-VERIFY PROGRAM FOR EMPLOYMENT VERIFICATION MEMORANDUM OF UNDERSTANDING

ARTICLE I

PURPOSE AND AUTHORITY

This Memorandum of Understanding (MOU) sets forth the points of agreement between the Department of Homeland Security (DHS) and **Equipment & Parts Specialty Co., Inc.** (Employer) regarding the Employer's participation in the Employment Eligibility Verification Program (E-Verify). This MOU explains certain features of the E-Verify program and enumerates specific responsibilities of DHS, the Social Security Administration (SSA), and the Employer. E-Verify is a program that electronically confirms an employee's eligibility to work in the United States after completion of the Employment Eligibility Verification Form (Form I-9). For covered government contractors, E-Verify is used to verify the employment eligibility of all newly hired employees and all existing employees assigned to Federal contracts or to verify the entire workforce if the contractor so chooses.

Authority for the E-Verify program is found in Title IV, Subtitle A, of the Illegal Immigration Reform and Immigrant Responsibility Act of 1996 (IIRIRA), Pub. L. 104-208, 110 Stat. 3009, as amended (8 U.S.C. § 1324a note). Authority for use of the E-Verify program by Federal contractors and subcontractors covered by the terms of Subpart 22.18, "Employment Eligibility Verification", of the Federal Acquisition Regulation (FAR) (hereinafter referred to in this MOU as a "Federal contractor with the FAR E-Verify clause") to verify the employment eligibility of certain employees working on Federal contracts is also found in Subpart 22.18 and in Executive Order 12989, as amended.

ARTICLE II

FUNCTIONS TO BE PERFORMED

A. RESPONSIBILITIES OF SSA

1. SSA agrees to provide the Employer with available information that allows the Employer to confirm the accuracy of Social Security Numbers provided by all employees verified under this MOU and the employment authorization of U.S. citizens.
2. SSA agrees to provide to the Employer appropriate assistance with operational problems that may arise during the Employer's participation in the E-Verify program. SSA agrees to provide the Employer with names, titles, addresses, and telephone numbers of SSA representatives to be contacted during the E-Verify process.
3. SSA agrees to safeguard the information provided by the Employer through the E-Verify program procedures, and to limit access to such information, as is appropriate by law, to individuals responsible for the verification of Social Security Numbers and for evaluation of the E-Verify program or such other persons or entities who may be authorized by SSA as governed

Company ID Number: 503975

North American Industry Classification Systems Code:	111
Administrator:	
Number of Employees:	10 to 19
Number of Sites Verified for:	1
Are you verifying for more than 1 site? If yes, please provide the number of sites verified for in each State:	
<ul style="list-style-type: none">• ALABAMA 1 site(s)	

Information relating to the Program Administrator(s) for your Company on policy questions or operational problems:

Name:	Craig A Coblentz	Fax Number:	(334) 286 - 9209
Telephone Number:	(334) 286 - 9999		
E-mail Address:	cacoblentz@epspecialty.com		
Name:	Sheila G Haas	Fax Number:	(334) 286 - 9209
Telephone Number:	(334) 286 - 9999		
E-mail Address:	epsmontgomery@charter.net		
Name:	David M Coblentz	Fax Number:	(334) 286 - 9209
Telephone Number:	(334) 286 - 9999		
E-mail Address:	mcoblentz@epspecialty.com		