

BID SUBMITTAL FORM
Alabama County Joint Bid Program
BID ITEM – SKID STEER LOADER ATTACHMENTS

Company Name: Cowin Equipment Company Inc.

Address: 4325 Northern Blvd

Montgomery Al 36110

Bid Submitted by: John Edwards
(Name of company representative)

Title: Governmental Sales Manager E-mail Address: jedwards@cowin.com

Phone: 850-685-7055 Fax: 334-834-2272

By submitting this bid, we agree:

The equipment model number identified below meets the bid specs for this bid item

That the bid price will be honored for all counties for the period from **January 1, 2025** to **December 31, 2025**.

The equipment will be delivered at the bid price to all counties participating in the joint bid program

The company representative listed above will be the contact person for purchasing this bid item under the joint bid program

The bid is accompanied by a current catalog or model specification document for the model number identified below

The bid is accompanied by a copy of the manufacturer's standard warranty as required in the bid specifications

The bid includes the E-Verify documentation required by Alabama law

If awarded the bid, a performance bond will be provided upon request

The bid documents include the **Manufacturer's Suggested Retail Price Sheet (MSRP) for the Standard Machine**

Initials

JE

JE

JE

JE

JE

JE

JE

JE

JE

SKID STEER LOADER ATTACHMENTS

Attachment 1: SMOOTH DRUM VIBRATORY ROLLER


Total Bid Price for Standard Machine: \$13,605.00
(Total Bid Price for Standard Machine Includes Freight Preparation, Delivery and Standard Warranty Costs) *

Freight Preparation and Delivery: \$1,250.00
(Included in Standard Machine Bid Price)

Manufacturer's Suggested Retail Price for Standard Machine: \$16,081

Equipment Model #: Paladin 105063

Description: Smooth Drum Vibratory Roller

Signature of company representative submitting bid: 

Title: Governmental Sales Manager

Attachment 2: PAD FOOT VIBRATORY ROLLER


Total Bid Price for Standard Machine: \$ 14,537.00
(Total Bid Price for Standard Machine Includes Freight Preparation, Delivery and Standard Warranty Costs) *

Freight Preparation and Delivery: \$ 1,250.00
(Included in Standard Machine Bid Price)

Manufacturer's Suggested Retail Price for Standard Machine: \$ 17,183.00

Equipment Model #: Paladin 105067

Description: Pad Foot Vibratory Roller

Signature of company representative submitting bid: 

Title: Governmental Sales Manager

SKID STEER LOADER ATTACHMENTS

Attachment 3: GRADER BLADE

Total Bid Price for Standard Machine: \$ no bid
(Total Bid Price for Standard Machine Includes Freight Preparation, Delivery and Standard Warranty Costs) *

Freight Preparation and Delivery: \$ _____
(Included in Standard Machine Bid Price)

Manufacturer's Suggested Retail Price for Standard Machine: \$ _____

Equipment Model #: _____

Description: Grader Blade

Signature of company representative submitting bid: John Edwards

Title: Governmental Sales Manager

Attachment 4: ANGLE BROOM

Total Bid Price for Standard Machine: \$ 10,569.00
(Total Bid Price for Standard Machine Includes Freight Preparation, Delivery and Standard Warranty Costs) *

Freight Preparation and Delivery: \$ 1,250.00
(Included in Standard Machine Bid Price)

Manufacturer's Suggested Retail Price for Standard Machine: \$ 12,493.00

Equipment Model #: Paladin 22084

Description: Angle Broom

Signature of company representative submitting bid: John Edwards

Title: Governmental Sales Manager

SKID STEER LOADER ATTACHMENTS

Attachment 5: COLD PLANER

Total Bid Price for Standard Machine: \$ 38,988.00
(Total Bid Price for Standard Machine Includes Freight Preparation, Delivery and Standard Warranty Costs) *

Freight Preparation and Delivery: \$ 1,250.00
(Included in Standard Machine Bid Price)

Manufacturer's Suggested Retail Price for Standard Machine: \$ 49,157.00

Equipment Model #: Paladin 114440 or Road Hog CP40G5

Description: Cold Planer

Signature of company representative submitting bid: 

Title: Governmental Sales Manager

Attachment 6: ROAD WIDENER-SINGLE DISCHARGE


Total Bid Price for Standard Machine: \$ No Bid
(Total Bid Price for Standard Machine Includes Freight Preparation, Delivery and Standard Warranty Costs) *

Freight Preparation and Delivery: \$ _____
(Included in Standard Machine Bid Price)

Manufacturer's Suggested Retail Price for Standard Machine: \$ No Bid

Equipment Model #: _____

Description: _____

Signature of company representative submitting bid: 

Title: Governmental Sales Manager

SKID STEER LOADER ATTACHMENTS

Attachment 7: Road Widner- Dual Discharge

Total Bid Price for Standard Machine: \$ No Bid
(Total Bid Price for Standard Machine Includes Freight Preparation, Delivery and Standard Warranty Costs) *

Freight Preparation and Delivery: \$ _____
(Included in Standard Machine Bid Price)

Manufacturer's Suggested Retail Price for Standard Machine: \$ _____

Equipment Model #: _____

Description: _____

Signature of company representative submitting bid: John Edwards

Title: Governmental Sales Manager

Attachment 8: Mulcher

Total Bid Price for Standard Machine: \$ 39,436.00
(Total Bid Price for Standard Machine Includes Freight Preparation, Delivery and Standard Warranty Costs) *

Freight Preparation and Delivery: \$ 1,250.00
(Included in Standard Machine Bid Price)

Manufacturer's Suggested Retail Price for Standard Machine: \$ 49,722.00

Equipment Model #: Paladin MM60

Description: Mulcher

Signature of company representative submitting bid: John Edwards

Title: Governmental Sales Manager

* **NOTE:** Award will be made based on the total cost of the **Standard Machine**. The total cost of the standard machine is to include the freight preparation, delivery and standard warranty cost. Freight preparation, delivery will be excluded from the total bid price of the standard machine in determining the percentage discount for any available options.

SPECIFICATIONS FOR SKID STEER LOADER ATTACHMENTS

GENERAL

These specifications shall be construed as the minimum acceptable standards for attachments compatible with the skid steer loader specifications. Should the manufacturer's current published data or specifications exceed these standards, the manufacturer's standards shall be considered minimum and shall be furnished. All integral parts not specifically mentioned in the scope of these specifications that are necessary to provide complete working unit(s) shall be furnished. Additionally, the attachments offered for bid shall include all standard manufacturers' equipment. The attachments bid must be a new current production model and shall meet all EPA and other applicable standards at the time of manufacture.

The use of specific names or numbers in the specifications is not intended to restrict the bidder or any seller or manufacturer, but is intended solely for the purpose of indicating the type, size, and quality of equipment considered best adapted to the uses of counties participating in this joint bid.

Bidder is not required to bid on every attachment listed in this bid specification. Each attachment will be awarded individually to the lowest responsible bidder for that item.

BID SUBMITTAL FORM

Each bidder must submit his or her bid on the Bid Submittal Form included in the invitation to bid package. All written warranties to be submitted shall be attached to the Bid Submittal Form.

BID PRICE

The price bid for each attachment bid shall include all destination charges, delivery charges, title fees, rebates and all other applicable costs and refunds.

MANUALS

Each attachment shall be provided with one (1) copy of the owner/operator's manual for that attachment.

WARRANTY

Bidders shall submit a copy of the manufacturer's standard warranty along with a complete explanation of the warranty with their bid. All attachments must have (1) year warranty with no hour limit.

Yes No
Page# _____
or
Attachment

MINIMUM SPECIFICATIONS FOR SKID STEER LOADER ATTACHMENTS

All skid steer attachments listed below must be of the universal quick attach type and must be fully compatible with the skid steer loader to be awarded. As such, the attachment must be compatible with the bid specifications for the skid steer loader.

ATTACHMENT #1 SMOOTH DRUM VIBRATORY ROLLER

Weight	2000 lbs.	Yes <input checked="" type="checkbox"/> No <input type="checkbox"/>
		Page # <u>2</u>
Hydraulic flow requirements	10 – 20 gpm	Yes <input checked="" type="checkbox"/> No <input type="checkbox"/>
		Page # <u>2</u>
Working width	73"	Yes <input checked="" type="checkbox"/> No <input type="checkbox"/>
		Page # <u>2</u>
Centrifugal Force	8,500 lbf	Yes <input checked="" type="checkbox"/> No <input type="checkbox"/>
		Page # <u>2</u>
Flow control valve		Yes <input checked="" type="checkbox"/> No <input type="checkbox"/>
		Page # <u>2</u>

ATTACHMENT #2 PAD FOOT VIBRATORY ROLLER

Weight	2100 lbs.	Yes <input checked="" type="checkbox"/> No <input type="checkbox"/>
		Page # <u>2</u>
Hydraulic flow requirements	10 – 20 gpm	Yes <input checked="" type="checkbox"/> No <input type="checkbox"/>
		Page # <u>2</u>
Working width	73"	Yes <input checked="" type="checkbox"/> No <input type="checkbox"/>
		Page # <u>2</u>
Centrifugal Force	8,500 lbf	Yes <input checked="" type="checkbox"/> No <input type="checkbox"/>
		Page # <u>2</u>
Flow control valve		Yes <input checked="" type="checkbox"/> No <input type="checkbox"/>
		Page # <u>2</u>

ATTACHMENT #3 GRADER BLADE

Motorgrader style 8' moldboard with replaceable cutting edges

Yes ___ No ___
Page # _____

2 front guide wheels with center oscillating pivot point

Yes ___ No ___
Page # _____

In-cab hydraulic control box of blade height, angle, and tilt

Yes ___ No ___
Page # _____

Proportional current valve for gradual adjustment of blade

Yes ___ No ___
Page # _____

2 removable blade end plates

Yes ___ No ___
Page # _____

Compatible with laser control system

Yes ___ No ___
Page # _____

Weight 1200 lbs.

Yes ___ No ___
Page # _____

Length 101"

Yes ___ No ___
Page # _____

ATTACHMENT #4 ANGLE BROOM

Hydraulic motor with hydraulic angle control

Yes No ___
Page # 2

Weight 900 lbs

Yes No ___
Page # 2

Straight Path 84"

Yes No ___
Page # 2

Angled Path 75"

Yes No ___
Page # 2

Angle 30 degrees

Yes No ___
Page # 2

Brush Diameter 32"

Yes No ___
Page # 2

Brush Material 50 poly/50 wire

Yes No ___
Page # 2

ATTACHMENT #5 COLD PLANER

In cab electric control box to control unit

Yes No
Page # 2,1

Depth gauge

Yes No
Page # 2,1

Access door for access to drum

Yes No
Page # 2,1

Working Width 40"

Yes No
Page # 2,1

Weight 3100 lbs

Yes No
Page # 2,1

Hydraulic Requirements 40 gpm

Yes No
Page # 2,1

Max. Milling Depth 5"

Yes No
Page # 2,1

Side shift -3" to 22"

Yes No
Page # 2,1

Tilt +/- 8 degrees

Yes No
Page # 2,1

ATTACHMENT #6: ROAD WIDENER-SINGLE DISCHARGE

Hydraulic-driven conveyor

Yes ___ No ___

Page # _____

10" Head and Tail Pulleys

Yes ___ No ___

Page # _____

Right or left side discharge

Yes ___ No ___

Page # _____

Hydraulic width/height adjustment

Yes ___ No ___

Page # _____

Adjustable shouldering angle

Yes ___ No ___

Page # _____

Width 10'2"

Yes ___ No ___

Page # _____

Length 7'6"

Yes ___ No ___

Page # _____

Height 4'3"

Yes ___ No ___

Page # _____

Working Width 1 – 3.5'

Yes ___ No ___

Page # _____

Weight (Empty) 2600 lbs.

Yes ___ No ___

Page # _____

ATTACHMENT #7: ROAD WIDNER DUAL DISCHARGE


Hydraulic-driven conveyor		Yes ___ No ___ Page # _____
10" Head and Tail Pulleys		Yes ___ No ___ Page # _____
Right and left side discharge		Yes ___ No ___ Page # _____
Hydraulic width/height adjustment		Yes ___ No ___ Page # _____
Adjustable shouldering angle		Yes ___ No ___ Page # _____
Width	10'2"	Yes ___ No ___ Page # _____
Length	7'6"	Yes ___ No ___ Page # _____
Height	4'3"	Yes ___ No ___ Page # _____
Working Width	1 – 3.5'	Yes ___ No ___ Page # _____
Weight (Empty)	2600 lbs.	Yes ___ No ___ Page # _____

ATTACHMENT #8: MULCHING ATTACHMENT

MINIMUM SPECIFICATIONS FOR MULCHING ATTACHMENT

Weight	2,250 lbs.	Yes <input checked="" type="checkbox"/> No ___ Page # <u>2</u>
Horsepower rating	125	Yes <input checked="" type="checkbox"/> No ___ Page # <u>2</u>
RPM speed of spindle shaft	1,900	Yes <input checked="" type="checkbox"/> No ___ Page # <u>std</u>
Cutting width	58"	Yes <input checked="" type="checkbox"/> No ___ Page # <u>2</u>

Overall width	72"	Yes <input checked="" type="checkbox"/> No <input type="checkbox"/>
		Page # <u>2</u>
Fixed replaceable carbide cutting hammers (qty)	28	Yes <input checked="" type="checkbox"/> No <input type="checkbox"/>
		Page # <u>2</u>
Rated hydraulic flow	30 – 40 gal	Yes <input checked="" type="checkbox"/> No <input type="checkbox"/>
		Page # <u>2</u>
Hydraulic deflector door		Yes <input checked="" type="checkbox"/> No <input type="checkbox"/>
		Page # <u>1</u>
4" diameter hydraulic pressure sight gauge which reads UP TO 6000 psi.		Yes <input checked="" type="checkbox"/> No <input type="checkbox"/>
		Page # <u>2</u>
Rotor diameter including hammers	17.5"	Yes <input checked="" type="checkbox"/> No <input type="checkbox"/>
		Page # <u>std</u>
Rotor tube wall thickness	3/4"	Yes <input checked="" type="checkbox"/> No <input type="checkbox"/>
		Page # <u>2</u>
Rotor shaft diameter	3/8"	Yes <input checked="" type="checkbox"/> No <input type="checkbox"/>
		Page # <u>std</u>
Rotor shaft attached inside of tube with (4) sweat collars		Yes <input checked="" type="checkbox"/> No <input type="checkbox"/>
		Page # <u>2</u>
Lower bearing boxes equipped with dual spherical bearings with tapered lock system		Yes <input checked="" type="checkbox"/> No <input type="checkbox"/>
		Page # <u>std</u>
Upper bearing box assembly for hydraulic motor equipped with dual tapered bearings		Yes <input checked="" type="checkbox"/> No <input type="checkbox"/>
		Page # <u>std</u>
PD drive belt and matching drive pulley system		Yes <input checked="" type="checkbox"/> No <input type="checkbox"/>
		Page # <u>2</u>
2 – Position adjustable lower skid plates		Yes <input checked="" type="checkbox"/> No <input type="checkbox"/>
		Page # <u>1</u>
3 – Position adjustable push bar		Yes <input checked="" type="checkbox"/> No <input type="checkbox"/>
		Page # <u>1</u>



Features

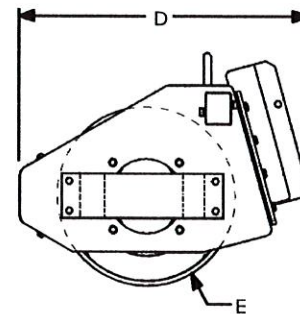
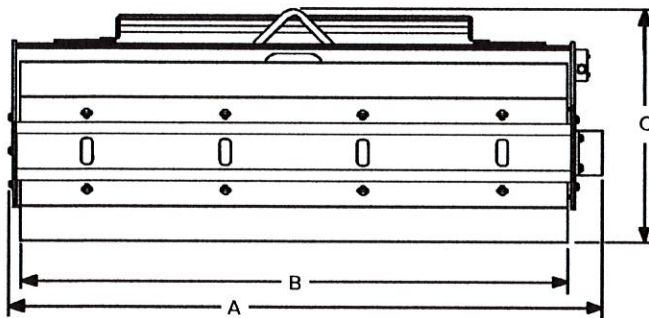
- Seven models
- 36" to 84" working widths
- Hydraulic drives are protected and isolated to provide maximum performance and reliability
- Delivers up to 9,370 lbs or dynamic force when operating at 20 GPM
- 15° oscillation of drums
- Steel drum has an adjustable steel scrap blade between the frame and the drum ensuring smooth and uniform compaction performance
- Ideal for rental fleets, contractors, landscaping, roadways, walkways, bike paths, golf courses bridges and parking lots

The **Bradco® Vibratory Roller** by Paladin, is skid steer compatible. The rollers are designed to follow ground contours for even compaction.



SPECIFICATIONS -SMOOTH DRUM	36"	48"	66"	73"	84"
Order Codes	109100 or 109101	10561	105062	105063	105064
A. Overall Width	42"	61"	72"	79"	90"
B. Drum Width	36"	48"	66"	73"	84"
C. Overall Height	22"	31"	31"	31"	31"
D. Overall Length	34"	39"	39"	39"	39"
E. Drum Diameter	20"	24"	24"	24"	24"
Operating Weight	840 lbs	1,680 lbs	2,150 lbs	2,300 lbs	2,530 lbs
Dynamic Force	2,488 lbs	5,750 lbs	7,800 lbs	8,550 lbs	9,370 lbs
Vibrating Speed (vpm)	2,000	2,600	2,600	2,600	2,600
Vibrating Weight	507 lbs	935 lbs	1,190 lbs	1,290 lbs	1,440 lbs
Drum Oscillation/Tile	15°	15°	15°	15°	15°
Hydraulic Motor Flow (gpm)	6-9 or 10-14	25	25	25	25

SPECIFICATIONS -PADDED DRUM	48"	66"	73"	84"
Order Codes	105065	105066	105067	105068
A. Overall Width	61"	72"	79"	90"
B. Drum Width	48"	66"	73"	84"
C. Overall Height	31"	31"	31"	31"
D. Overall Length	39"	39"	39"	39"
E. Drum Diameter (without pads)	20"	24"	24"	24"
Operating Weight	1,630 lbs	2,085 lbs	2,230 lbs	2,455 lbs
Dynamic Force	5,750 lbs	7,800 lbs	8,550 lbs	9,370 lbs
Vibrating Speed (vpm)	2,600	2,600	2,600	2,600
Vibrating Weight	507 lbs	935 lbs	1,190 lbs	1,290 lbs
Drum Oscillation/Tile	15°	15°	15°	15°
Maximum Flow	25	25	25	25





PALADIN
SWEEPSTER

SWEEPERS CATALOG



Selection, Innovation, Performance
Your One-Stop Shop for Hydraulic Tools and Attachments




INDUSTRIAL TOOLS & ATTACHMENTS

PALADIN. STANLEY. LABOUNTY. PENGGO

SPECIAL FEATURES

Exclusive Patented Feature for Collector Sweepers
Waterless Dust Abatement

- VS and VCS models
- New hydraulic fan and filter assembly collects fine dust during sweeping
- **Significantly** reduces dust production from sweeping action
- No water tank or sprayer mechanism needed - dust control without impractical water systems that require constant refilling
- Filter can be cleaned by actuating a switch from inside cab
- No mud or clumpy debris cleanup required
- More comfort and safety for operator - no dust blowing into cab during operation




High volume hydraulic fan pulls air from the sweeping chamber filtering the dust and exhausting clean air



Waterless Dust Abatement Unit



A washable PTFE impregnated filter capable of filtering dust as small as 10 microns



A double drape system seals the sweeping chamber to the ground



12 volt shaker dislodges loose debris from the filter media directly into the hopper

SWEEPERS FOR SKID STEER LOADERS

Prime Mover	Product Name	Description	Application
Skid Steers	QCSS Angle	SSL Angle Sweeper-Hydraulic Drive	Heavy duty cleanup
	SB Hopper	SSL Collector Sweeper-Hydraulic Drive	Standard duty cleanup
	SB Heavy Duty	SSL Collector Sweeper-Hydraulic Drive	Heavy duty cleanup, concrete and asphalt millings
	VRS Sweeper	SSL Collector Sweeper with Dust Abatement Capability-Hydraulic Drive	Heavy duty cleanup with high capacity bucket (22% more capacity than SB Hopper) and high dump.
	VS	SSL Collector Sweeper with Waterless Dust Abatement-Hydraulic Drive	Heavy duty cleanup with high capacity bucket (22% more capacity than SB Hopper), high dump, and waterless dust abatement.

QCSS - SSL Angle Sweeper - Hydraulic Drive



- Heavy duty cleanup
- Powered from loader hydraulics
- 10-36 GPM flow required (3000 psi)
- Quick attach mount
- 32" brush diameter
- 5', 6', 7', 8' brush widths available
- Mechanical angle standard (hydraulic optional)
- Quick change core
- Optional modular design - can easily change single into dual or dual into single
- Fold away stands

Specifications - Single Motor

Model Number	22059	22060	22071	22072	22083	22084	22096
A. Overall Height	33.5"	33.5"	33.5"	33.5"	33.5"	33.5"	33.5"
B. Overall Width @ 0°	74.8"	74.8"	86.8"	86.8"	98.8"	98.8"	110.8"
C. Overall Length @ 0°	68.5"	68.5"	68.5"	68.5"	68.5"	68.5"	68.5"
D. Sweeping Width @ 0°	60.0"	60.0"	72.0"	72.0"	84.0"	84.0"	96.0"
E. Overall Length @ 30°	77.0"	77.0"	80.0"	80.0"	83.0"	83.0"	86.0"
F. Overall Width @ 30°	75.2"	75.2"	85.6"	85.6"	96.0"	96.0"	106.4"
G. Sweeping Width @ 30°	52.0"	52.0"	62.4"	62.4"	72.8"	72.8"	83.2"
H. Center of Gravity	33.5"	33.5"	34.3"	34.3"	35.2"	35.2"	35.9"
Weight (lbs)	793	831	852	890	915	953	1020
Flow Range (GPM)	10-18	12-25	10-18	12-25	10-18	12-25	12-25
Hydraulic Motor Displacement (C.I.)	18.3	24.9	18.3	24.9	18.3	24.9	24.9
# of Motors	1	1	1	1	1	1	1
Maximum Pressure (PSI)	3500	3000	3500	3000	3500	3000	3500
Maximum Articulation	30°	30°	30°	30°	30°	30°	30°
Brush Diameter	32"	32"	32"	32"	32"	32"	32"


Specifications - Dual Motor

Model Number	22061	22073	22085	22097
A. Overall Height	33.5"	33.5"	33.5"	33.5"
B. Overall Width @ 0°	74.8"	86.8"	98.8"	110.8"
C. Overall Length @ 0°	68.5"	68.5"	68.5"	68.5"
D. Sweeping Width @ 0°	60.0"	72.0"	84.0"	96.0"
E. Overall Length @ 30°	77.0"	80.0"	83.0"	86.0"
F. Overall Width @ 30°	75.2"	85.6"	96.0"	106.4"
G. Sweeping Width @ 30°	52.0"	62.4"	72.8"	83.2"
H. Center of Gravity	34.0"	34.8"	35.6"	36.2"
Weight (lbs)	831	890	953	1020
Flow Range (GPM)	20-36	20-36	20-36	20-36
Hydraulic Motor Displacement (C.I.)	18.3	18.3	18.3	18.3
# of Motors	2	2	2	2
Maximum Pressure (PSI)	3500	3500	3500	3500
Maximum Articulation	30°	30°	30°	30°
Brush Diameter	32"	32"	32"	32"



PALADIN
BRADCO

COLD PLANER
FOR SKID STEER LOADERS



Features

- Independent self-leveling depth adjustment plates
- Planetary drive delivers high torque
- High rear spoil clearance to prevent recirculation of material
- Protective shields for hydraulic & electrical components
- Fully adjustable with electro-hydraulic controls
- Manual depth and tilt option available on standard flow Cold Planer ONLY
- Convenient for milling frost heaves, expansion joints, railroad approaches, etc.
- Water nozzle kit standard with intergral nozzle pots

The **Bradco Cold Planer** by Paladin is an effective tool for small milling jobs, as well as asphalt and concrete pothole and frost heave repair, curb cutting, pavement texturing and removal of lane stripes and roadway around manholes.



PALADIN

www.paladinattachments.com | 833.723.1843



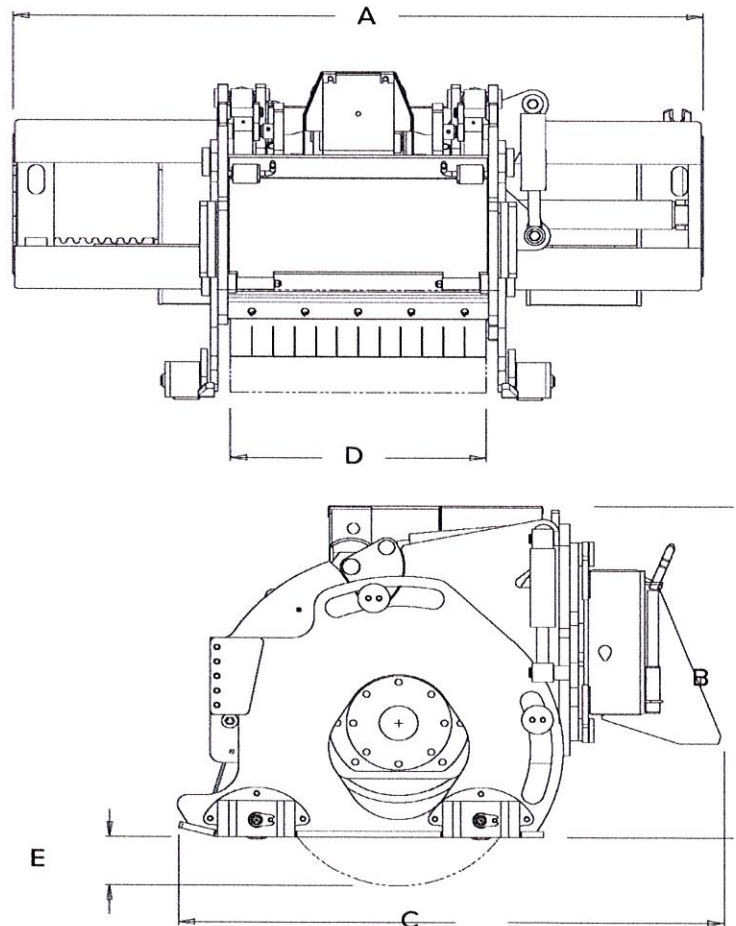
PALADIN
BRADCO


COLD PLANER
FOR SKID STEER LOADERS

SPECIFICATIONS	SP300	HP400	HP450	HP600	HP750	HP1000
Hydraulic Flow Requirements	standard	high	high	high	high	high
Hydraulic Flow Range (gpm)	12-22	22-40	22-40	22-40	22-40	22-40
Width (overall)	52"	65"	65"	65"	65"	65"
Height (overall)	32"	35"	35"	35"	35"	35"
Length (overall)	44"	50"	50"	50"	50"	50"
Planing Width	12"	16"	18"	24"	30"	40"
Tilt	±11°	±8°	±8°	±8°	±8°	±8°
Drum Diameter	19"	22"	22"	22"	22"	22"
Number of Carbide Picks	37	43	45	57	69	89
Weight (lbs)	1,500	2,175	2,220	2,400	2,600	3,100
Sideshift - Center to Right	0" - 19"	-3" - 22"	-3" - 22"	-3" - 22"	-3" - 22"	-3" - 22"
Operating Pressure PSI	2,500-3,000	2,500-3,000	2,500-3,000	2,500-3,000	2,500-3,000	2,500-3,000

Additional Features

- Optional in-cab control hardness for most skid steer loader models
- Pick maintenance tool included and stowed with the Cold Planer
- Convenient ergonomic electro-hydraulic control joystick for depth, tilt, and side shift standard
- Replaceable steel bushings at pivot locations
- Efficient piston drive motor
- Solid hardened steel wheels with greasable manifold pins and secluded greased zerks
- Exclusive angled spoil guard wheel design prevents wheels from riding up and over millings, this feature provide more force to the cutting action by significantly reducing rolling resistance and allow for maintained control over depth of cut





Cold Planers

For Skid Steers and Compact Track Loaders

18, 24", 30", 40" and 48" cutting width; 0-6" cutting depth


Independent control of left and right depth skis

Hydraulic tilt, depth and sideshift of cutting drum

Piston motor / planetary driveline

Optional 40 gallon ROPS mounted water system

Optional drum widths to fit any job requirement



Applications:

Milling asphalt prior to overlay

Cutting utility trenches

Base material reclamation

Pothole and shoulder repair

Restoring drainage elevation against curb lines

Removing trip hazards

Model	Min GPM / PSI	Cutting Width	Cutting Depth	# Cutting Teeth	Tilt	Sideshift	Weight
CP18G5	27 / 2,750	18 inches	0-6 inches	40	+/- 15 deg.	26 inches	1,805
CP24G5	30 / 2,750	24 inches	0-6 inches	56	+/- 13 deg.	26 inches	1,750
CP30G5	34 / 3,000	30 inches	0-6 inches	66	+/- 10 deg.	26 inches	2,155
CP40G5	37 / 3,450	40 inches	0-6 inches	76	+/- 8 deg.	26 inches	2,450
CP48G5	40 / 3,450	48 inches	0-6 inches	90	+/- 6 deg.	26 inches	2,685

RoadHog, Inc. • 877-640-9975 • www.roadhoginc.com • sales@roadhog-inc.com

Specifications and designs are subject to change without notice. Machines may be shown with optional equipment.


Rev 10/18



Features

- Designed to operate from 1,550 to 2,000 RPM
- Adjustable push bar on skid steer models
- Optional oil cooler available in both field and/or factory installation on skid-steer models
- Replaceable abrasion resistant AR400 wear plate on skid shoes
- Deflector door standard to control particle size and discharge direction
- 36", 42", 60", 72" cutting widths available
 - 36" Excavators only
 - 42" Excavators only
 - 60" Skid-Steer only; Excavator only
 - 60" Combo for both skid-steer and excavator
 - 72" Skid-Steer only

The **Bradco® Mulchers** by Paladin shred up to 12" diameter hardwood trees using a patented tooth design. Each tooth has a cross bar the full width of the tooth to help keep proper cutting alignment during operation.



Reversible Claw Tooth



Reversible Carbide Tooth

SPECIFICATIONS	MM36E*	MM421*	MM422*	MM60S	MM60E	MM60C	MM60H	MM601*	MM72S	MM72H
Overall Width	48.5"	58"	58.6"	73"	73"	73"	73"	75.5"	85"	85"
Overall Height	24.8"	31.3"	33"	32.6"	42.3"	42.3"	32.6"	31.3"	32.6"	60.42"
Overall Length	33.03"	34.3"	34.9"	36.7"	36.7"	36.7"	36.7"	34.3"	36.7"	49.5"
Cutting Width	36"	42"	42"	60"	60"	60"	60"	60"	72"	72"
Height with Push Over Bar	-	-	-	60.4"	-	68.9"	60.4"	-	60.4"	32.63"
Length with Push Over Bar	-	-	-	49.5"	-	53.3"	49.5"	-	49.5"	36.71"
Operating Pressure (PSI)	3500-5000	4500-5800	4500-5800	3000-4000	3000-5800	3000-5800	4500-5800	4500-5800	3500-4000	4500-5800
Hydraulic Flow (GPM)	28-41, 42-60	29-39	40-52	30-45	30-60	30-60	35-45	32-44	30-45	30-45
Recommended Hydraulic Horse Power (HP)	40-65, 65-90	55-95	75-115	60-95	60-95	60-95	90-130	60-100	75-95	90-130
Number of Teeth	26	30	30	44	44	44	44	44	54	54
Weight (lbs)	1580, 1600	N/A	2920, 2925	2530	2710	2980	2550	N/A	2860	2880
Prime Mover	Excavator	Excavator	Excavator	SSL/CTL	Excavator	Comb.	Specialty	Excavator	SSL/CTL	Forestry


* Multiple model variations available

Additional Features

- Patented Tree Stabilization Guide (MM36 models only)
- Fixed hammers with reversible and replaceable carbide and claw teeth can be easily interchanged without needing to rebalanced the rotor
- Synchronous belt drive system eliminates belt and drive sprocket slippage
- Heavy duty bent axis variable displacement piston motor offers better performance optimization and allows mulcher to be switched easily to other prime movers without having to change out hydraulic motors, belts, or belt drive sprockets/pulleys



On-board pressure gauge easily viewed from operators station to monitor system pressure (N/S for excavator only models)



Heavy duty rotor construction; balanced .75"-1" wall drum with 2.438" alloy steel shaft through entire length of rotor; new rotor spiral cut pattern cuts the entire length of rotor and reduces the amount of cut per tooth to maximize efficiency & performance



LIMITED WARRANTY

Subject to the terms and conditions set forth in this Limited Warranty (this "Warranty"), this Warranty covers all new products identified in the chart included in the Addendum attached to this Warranty (the "Addendum") that are manufactured and sold by Paladin Attachments Division, including parts thereof (such products and parts collectively defined as "Covered Products") that are defective in material and/or workmanship during the applicable warranty period (as specified in the chart below). This Warranty does not cover any merchandise or components of a Covered Product that, in the opinion of Paladin Attachments Division, have been subject to misuse, modifications or alterations not specifically authorized by Paladin Attachments Division, or any damage due to an accident or any repair to the Covered Product that has not been made with parts obtained from Paladin Attachments Division.

The terms and conditions of this Warranty shall include all of the terms and conditions set forth in this Warranty, including, without limitation, the "Dealer Responsibilities" and "Owner Responsibilities" set forth below, the Addendum attached to this Warranty, and adherence to the instructions set forth in the operator's manual for the Covered Product.

Subject to the terms and conditions set forth in this Warranty, in the event of an occurrence of a defect in material and/or workmanship in a Covered Product during the applicable warranty period (each such occurrence, a "Warranty Event"), such Covered Product (or part thereof) will be repaired or replaced at Paladin Attachments Division option. Upon Paladin Attachments Division request, the defective Covered Product (or part thereof) shall be returned PRE-PAID to Paladin Attachments Division for inspection at the location specified by Paladin Attachments Division. Any claim of a Warranty Event (a "Warranty Claim") must be submitted in accordance with the procedures set forth in this Warranty—otherwise, the Warranty Claim will be denied by Paladin Attachments Division.

THIS WARRANTY IS IN LIEU OF ALL OTHER WARRANTIES, EXPRESSED OR IMPLIED, AND THERE ARE NO WARRANTIES OF MERCHANTABILITY OR OF FITNESS FOR A PARTICULAR PURPOSE. IN NO EVENT SHALL PALADIN BE LIABLE FOR ANY CONSEQUENTIAL, INCIDENTAL, OR SPECIAL DAMAGES.

PALADIN ATTACHMENTS DIVISION'S LIABILITY FOR ANY AND ALL LOSSES AND DAMAGES INCURRED AS A RESULT OF ANY CAUSE WHATSOEVER, INCLUDING NEGLIGENCE, IRRESPECTIVE OF WHETHER SUCH DEFECTS ARE DISCOVERABLE, PATENT, OR LATENT, SHALL IN NO EVENT EXCEED THE PURCHASE PRICE OF THE PARTICULAR COVERED PRODUCT WITH RESPECT TO WHICH LOSSES OR DAMAGES ARE CLAIMED, OR, AT THE ELECTION OF PALADIN ATTACHMENTS DIVISION, THE REPAIR OR REPLACEMENT OF THE COVERED PRODUCT.

LIMITATION OF LIABILITY

The liability of Paladin Attachments Division for any and all losses and damages incurred as a result of a Warranty Event or any other cause whatsoever, including the negligence of Paladin Attachments Division, irrespective of whether a defect is or was discoverable, patent, or latent, shall in no event exceed the purchase price of the Covered Product with respect to which such losses or damages are claimed.

Warranty Period and Covered Products

WARRANTY PERIOD	COVERED PRODUCTS	
	BRAND	PRODUCT
FIVE YEARS	KODIAK	GEARBOXES
TWO YEARS	STRIKE FORCE	HYDRAULIC TOOLS (BREAKERS, PLATE COMPACTORS & WHEEL COMPACTORS)
	PENGO	GEARBOX (OR 500 OPERATIONAL HOURS WHICHEVER COMES FIRST). NOTE: PENGO Drives are not warranted for DTH applications.
ONE YEAR	JRB	WHEEL LOADER COUPLERS (JRB E SERIES, 416, 418, 420, 422 & ISO SERIES)
	BRADCO:	BACKHOES, TRENCHERS, DOZER BLADES, PALLET FORKS, GRAPPLE BUCKETS, 4-IN-1 BUCKETS, DIRT BUCKETS, TREE SPADES, POST DRIVERS, STUMP GRINDERS, MULCHERS, COLD PLANERS, BRUSH CUTTERS, FLAIL MOWERS, TREE SHEARS, JAWZ GRABBING TOOL, QUICK PIK MULTI-PURPOSE GRAPPLE, VIBRATORY ROLLER, VIBRATORY PLOW, ROCK SAWS, SILAGE DEFACER, MINI SKID STEER PRODUCTS
	CP	ALL PRODUCTS
	CUSTOM WORKS	ALL PRODUCTS (OTHER THAN JRB CUSTOM WORKS)
	CWS	ALL PRODUCTS
	FFC	ALL PRODUCTS
	HARLEY	ALL PRODUCTS
	KODIAK	ALL PRODUCTS
	MCMILLEN	ALL PRODUCTS
	SWEEPSTER	ALL PRODUCTS
	JEWELL	ALL PRODUCTS (EXCLUDES BASE MACHINE CONVERSION)
	JRB	ALL PRODUCTS (EXCEPT CUSTOM WORKS & HITCH LATCH KITS)
	PENGO	ALL PRODUCTS
	90 DAYS	JRB
BRADCO		REAR STABILIZER KITS
JRB		HITCH LATCH KITS
PALADIN		NEW REPLACEMENT PARTS

NOTE: JRB couplers and JRB adapters are manufactured to interface only with JRB attachments, OEM attachments and JRB female adapters (ribs)- and the use of a JRB coupler or a JRB adapter with any other attachments (including non-standard attachments, OEM attachments or JRB female adapters (ribs)) may not be covered and has the potential to void warranty.

JRB hydraulic kits and couplers are designed and tested to be used together. The use of a non-JRB coupler with a JRB kit or the use of a non-JRB kit with a JRB coupler may not be covered and has the potential to void warranty.



For comprehensive warranty information, please visit www.paladinattachments.com/support/warranty-information, or scan the QR code.



Company ID Number: 505216

THE E-VERIFY PROGRAM FOR EMPLOYMENT VERIFICATION
MEMORANDUM OF UNDERSTANDING

ARTICLE I

PURPOSE AND AUTHORITY

This Memorandum of Understanding (MOU) sets forth the points of agreement between the Department of Homeland Security (DHS) and Cowin Equipment Co Inc (Employer) regarding the Employer's participation in the Employment Eligibility Verification Program (E-Verify). This MOU explains certain features of the E-Verify program and enumerates specific responsibilities of DHS, the Social Security Administration (SSA), and the Employer. E-Verify is a program that electronically confirms an employee's eligibility to work in the United States after completion of the Employment Eligibility Verification Form (Form I-9). For covered government contractors, E-Verify is used to verify the employment eligibility of all newly hired employees and all existing employees assigned to Federal contracts or to verify the entire workforce if the contractor so chooses.

Authority for the E-Verify program is found in Title IV, Subtitle A, of the Illegal Immigration Reform and Immigrant Responsibility Act of 1996 (IIRIRA), Pub. L. 104-208, 110 Stat. 3009, as amended (8 U.S.C. § 1324a note). Authority for use of the E-Verify program by Federal contractors and subcontractors covered by the terms of Subpart 22.18, "Employment Eligibility Verification", of the Federal Acquisition Regulation (FAR) (hereinafter referred to in this MOU as a "Federal contractor with the FAR E-Verify clause") to verify the employment eligibility of certain employees working on Federal contracts is also found in Subpart 22.18 and in Executive Order 12989, as amended.

ARTICLE II

FUNCTIONS TO BE PERFORMED

A. RESPONSIBILITIES OF SSA

1. SSA agrees to provide the Employer with available information that allows the Employer to confirm the accuracy of Social Security Numbers provided by all employees verified under this MOU and the employment authorization of U.S. citizens.
2. SSA agrees to provide to the Employer appropriate assistance with operational problems that may arise during the Employer's participation in the E-Verify program. SSA agrees to provide the Employer with names, titles, addresses, and telephone numbers of SSA representatives to be contacted during the E-Verify process.
3. SSA agrees to safeguard the information provided by the Employer through the E-Verify program procedures, and to limit access to such information, as is appropriate by law, to individuals responsible for the verification of Social Security Numbers and for evaluation of the E-Verify program or such other persons or entities who may be authorized by SSA as governed



Company ID Number: 505216

To be accepted as a participant in E-Verify, you should only sign the Employer's Section of the signature page. If you have any questions, contact E-Verify at 888-464-4218.

Employer Cowin Equipment Co Inc	
Tracy Womack	
Name (Please Type or Print)	Title
<i>Electronically Signed</i>	02/15/2012
Signature	Date
Department of Homeland Security – Verification Division	
USCIS Verification Division	
Name (Please Type or Print)	Title
<i>Electronically Signed</i>	02/15/2012
Signature	Date

Information Required for the E-Verify Program

Information relating to your Company:

Company Name:	Cowin Equipment Co Inc
Company Facility Address:	2238 Pinson Valley Parkway
	Birmingham, AL 35217
Company Alternate Address:	PO Box 10624
	Birmingham, AL 35202
County or Parish:	JEFFERSON
Employer Identification Number:	630141942

Company ID Number: 475502

**E-VERIFY
CORPORATE COMPANY**

**If you have any questions, contact E-Verify at
888-464-4218.**

**INFORMATION REQUIRED
FOR E-VERIFY**

Information relating to your Company:

Company Name: Cowin Equipment Company Inc

Company Facility Address: 2238 Pinson Valley Parkway
Birmingham, AL 35217

County or Parish: JEFFERSON

Information relating to the Corporate Administrator(s) for your Company on policy questions or operational problems:

Name:	George Tickle	Fax Number:	(205) 841 - 2639
Telephone Number:	(205) 488 - 3950		
E-mail Address:	gtickle@cowin.com		
Name:	Tracy Womack	Fax Number:	(205) 488 - 3164
Telephone Number:	(205) 488 - 3959		
E-mail Address:	twomack@cowin.com		

INVITATION TO BID HEAVY EQUIPMENT

NOTICE OF BID OPENING

NOTICE IS HEREBY GIVEN that the Association of County Commissions of Alabama, which administers the Alabama County Joint Bid Program on behalf of Alabama's county governing bodies, shall receive and open bids for the purchase of zero (0) or more items of heavy road equipment at its office located at 2 North Jackson Street, Montgomery, Alabama, at **10:00 a.m. on Friday, November 1, 2024**. Bid specifications are available at <http://www.alabamacounties.org/heavy-equipment/> for each of the following items:

Track Mount Excavators
Compact Track Mount Excavators
Mini Track Excavator
Wheeled Excavator
Highway Speed Truck Excavators
Motor Grader
Wheel Loader
Heavy Duty Dump Chassis
Lowboy Tractor

Lowboy Trailer
Skid Steer and Attachments
Ride-on Industrial Boom Mowers
Rubber Tire Roller
One-man Pothole Patchers
Trailer Mount Mastic Patcher/Crack Sealer
Chip Spreader
Asphalt Distributor

Time is of the essence in submitting bids and only bids received in the Association office by 10:00 a.m. Central Time on Friday, November 1, 2024 will be opened and considered. Bidders and any other interested individuals are invited to attend the bid opening.

NOTICE OF BID OPENING PROCEDURES

All bids for **Heavy Equipment** will be opened and the name(s) of the bidders read aloud on the morning of the bid opening on **Friday, November 1, 2024 at 10:00 a.m.** at 2 North Jackson Street, Montgomery, AL. The specifics of each bid submitted will be compiled by the Association staff thereafter and will be available, **upon written or emailed request**, one week after the bid opening. Requests should be emailed to jointbid@alabamacounties.org.

THE INVITATION PACKAGE

The invitation package for each item to be bid includes: this invitation to bid, the written bid specifications for the particular item of heavy road equipment, and a Bid Submittal Form to be used in submitting a bid for that particular item. Bidders should verify that they have received all pages of the invitation package. If there are any omissions, the bidder should contact **Kenya Howard** in the Association office by mail, fax, or e-mail (jointbid@alabamacounties.org) to request missing pages. It is the responsibility of the bidder to make this request in sufficient time to prepare and submit the bid in time for the bid opening. Bidders should carefully read and comply with all parts of the invitation package, including all attachments and/or any addendum.

PREPARING AND SUBMITTING BIDS

All bids must be typed or hand written in ink on the attached Bid Submittal Form. **The completed Bid Submittal Form shall be placed in front of and separated from all other documents included in the bid packet, such that it will be the first document viewed upon opening the bid packet.**

Bids submitted in pencil and bids not submitted on the Bid Submittal Form **will not** be considered. All bids shall include a current catalog or model specification document for the equipment model number being offered for consideration. Bids submitted without such documentation **will not** be considered. Only information contained on the attached Bid Submittal Form and in the model specification document will be considered in evaluating bids.

Each separate requirement in the bid specification includes a block for indicating whether or not the item bid meets the specification. The bidder shall indicate compliance with each requirement by checking "Yes" or "No" in the block to the right of each bid specification. In addition, the bidder shall indicate the page number in the supplied manufacturer's equipment literature on which compliance with the specification can be verified. Failure to complete this portion of the bid form may result in the subject bid not being considered.

Each bid for one of the heavy equipment items included in the bid package must be submitted on the Bid Submittal Form for that item and forwarded in a separate envelope with the bid item and item number clearly identified on the outside of the envelope. Envelopes containing a "no bid" shall also include the words "NO BID" on the outside of the envelope. Facsimiles and e-mails will not be accepted. Bids submitted by "Express/Overnight" services must be in a separate inner envelope or package sealed and identified as stated above. All bids must be received in the Association office prior to the bid opening. Bids received after the deadline will be returned unopened.

The County Joint Bid Program reserves the right to require a performance bond from successful bidders as permitted under Alabama law. However, **no bid bond is required for this bid offering.**

All bids should be mailed or hand-delivered to:

ATTN: Patrick McDougald
Association of County Commissions of Alabama or ACCA
2 North Jackson Street, FL 7, Montgomery, Alabama 36104 (Physical Address)
P.O. Box 5040, Montgomery, Alabama 36103 (Mailing Address)

BID SPECIFICATIONS

Please note that each piece of heavy equipment available for bid may include several different sizes and categories of machines. You should read each set of specifications very carefully as the differences vary depending upon the piece and size of equipment.

The award will be based on the total cost of the **Standard Machine** bid by the lowest responsible bidder. Each Bid shall include a **Manufacturer's Suggested Retail Price Sheet (MSRP)** for each machine bid. The percent difference between the Manufacturer's Suggested Retail Price (MSRP) for the standard machine as specified by these bid specifications and the actual price bid by the vendor will be calculated and that percentage discount shall be applied to any options an individual county may choose to add to the machine.

Once the bids have been awarded, any county participant purchasing under this program may, at its discretion, add any of the vendor's available options at the same discount off the Manufacturer's Suggested Retail Price Sheet as was applied to the Standard Machine Price Bid.

Any use of specific names and/or model numbers in the attached specifications is not intended to restrict the bidder or any seller or manufacturer, but is included solely for the purpose of indicating the type, size, and quality of materials, product services, or equipment considered best adapted to the use of the counties participating in the joint bid program.

ACQUISITION AND FINANCING OPTIONS

The awarded Vendor will provide the equipment, including any options required by the purchaser, at the awarded price as contracted through the Joint Bid Program. The purchaser may secure its own financing to acquire the equipment or execute any financial options available under Alabama law with the awarded Vendor in order to acquire the equipment.

BIDDER QUALIFICATIONS

All bidders and all program participants must be in compliance with any applicable federal, state, county and municipal laws, regulations, resolutions and ordinances, including but not limited to, licensing, permitting, and taxation requirements. All bidders should be prepared to submit evidence or documentation as proof that they are properly licensed and permitted under any applicable laws upon request. Such evidence or documentation may be submitted with the bid. Additionally, all bidders shall provide proof that they are in compliance with the E-Verify requirements of Alabama's Immigration Law (Ala. Code § 31-13-1 et seq., as amended by Act No. 2012-491).

BID AWARD

The Houston County Commission will serve as the awarding authority for all bids and will award all contracts at a regular meeting of the Houston County Commission. Any and all bids submitted in compliance with this invitation to bid shall be considered, and award will be made to the lowest responsible bidder meeting bid specifications as determined by the awarding authority in compliance with Alabama law. All bids will be reviewed and evaluated by a committee created for that purpose, which committee will make comments and recommendations to the awarding authority regarding the award. All factors contained in each invitation package will be evaluated in determining the successful bidder, and any omissions of the stated requirements may be cause for rejection of the bid submitted. The awarding authority reserves the right to reject any and all bids, to waive any informality in bids, and to accept in whole or in part such bid or bids solely at its discretion.

The contract period will be one year with an option to renew for a second and third year under identical price, terms, and conditions upon the mutual consent of the vendor and the awarding authority. Any renewal contract shall be approved in writing by the vendor and the awarding authority no later than 90 days prior to the expiration of the existing contract.

CONTACT REGARDING BIDS AND INVITATION

Contact initiated by a potential bidder with any county official, county employee, or member of the Association staff shall only be as specifically set out in this Invitation to Bid. Any questions related to the bid or the County Joint Bid Program shall be directed to Association staff in writing under the procedures set out in this Invitation to Bid. Additionally, a bidder may contact the Association in writing to request an appointment to review bid specifications following the bid opening. **However, there shall be no communication with any county official or county employee regarding this bid between the date of this invitation and the date of bid award.** Any contact other than as set out here shall be deemed as an attempt to unduly influence the bid award, and shall be grounds for rejection of the bid submitted by the bidder initiating such other contact.

Any questions or problems related to downloading or obtaining copies of this Invitation to Bid should be directed to **Kenya Howard** at jointbid@alabamacounties.org or **334-263-7594**.

Any other questions or requests for additional information regarding this invitation or the bid specifications shall be submitted **in writing** no later than five (5) days prior to bid opening to:

ATTN: Patrick McDougald
Association of County Commissions of Alabama
P.O. Box 5040
Montgomery, Alabama 36104

OR

Patrick McDougald
Email: pattymackdaddy@gmail.com