

BID SUBMITTAL FORM
Alabama County Joint Bidding Program
BID ITEM – SKID STEER LOADER WITH NO ATTACHMENTS

Company Name: Cowin Equipment Company Inc

Address: 4325 Northern Blvd
Montgomery Al 36110

Bid Submitted by: John Edwards
(Name of company representative)

Title: Governmental Sales Manager E-mail Address: jedwards@cowin.com

Phone: 850-685-7055 Fax: 334-834-2272

By submitting this bid, we agree:

Initials

The equipment model number identified below meets the bid specs for this bid item

JE

That the bid price will be honored for all counties for the period from **January 1, 2025** to **December 31, 2025**.

JE

The equipment will be delivered at the bid price to all counties participating in the joint bid program

JE

The company representative listed above will be the contact person for purchasing this bid item under the joint bid program

JE

The bid is accompanied by a current catalog or model specification document for the model number identified below

JE

The bid is accompanied by a copy of the manufacturer's standard warranty as required in the bid specifications

JE

The bid includes the E-Verify documentation required by Alabama law

JE

If awarded the bid, a performance bond will be provided upon request

JE

The bid documents include the **Manufacturer's Suggested Retail Price Sheet (MSRP) for the Standard Machine**

JE

SKID STEER LOADER WITH NO ATTACHMENTS

Total Bid Price for Standard Machine: \$ 87,361.00
(Total Bid Price for Standard Machine Includes Freight Preparation, Delivery and Standard Warranty Costs) *

Freight Preparation and Delivery: \$ 1,500.00
(Included in Standard Machine Bid Price)

Manufacturer's Suggested Retail Price for Standard Machine: \$ 98,766.00

Equipment Model #: Takeuchi TL12V2

Description: Compact Track Loader

Signature of company representative submitting bid: 

Title: Governmental Sales Manager

***NOTE:** Award will be made based on the total cost of the **Standard Machine**. The total cost of the standard machine is to include the freight preparation, delivery and standard warranty cost. Freight preparation, delivery will be excluded from the total bid price of the standard machine in determining the percentage discount for any available options.

**BID SUBMITTAL FORM: OPTION COST
SHEET SKID STEER LOADER WITH NO ATTACHMENTS**

By submitting this bid, we agree:

To offer any available options at the percent difference between the Manufacturer's Suggested Retail Price Sheet and the actual bid price on the Standard Machine*

JE

The bid documents include the Manufacturer's Suggested Retail Price Sheet (MSRP) with **any available Options** for the Standard Machine

JE

Equipment Model #: Takeuchi TL12V2

Description: Compact Track Loader

Signature of company representative submitting bid: John Edwards

Title: Governmental Sales Manager

***Note:** The percent difference between the **Manufacturer's Suggested Retail Price Sheet (MSRP)** for the standard machine as specified by these **Bid Specifications** and the actual price bid by the vendor will be calculated to determine the percentage discount to be applied to any available options. The bid price of the freight preparation, delivery cost shall be excluded in determining the percentage discount to be applied to available options. Any individual county may choose to add any available option to the standard machine at the percentage discount at the time of purchase.

BID SPECIFICATIONS FOR SKID STEER LOADER WITH NO ATTACHMENTS

GENERAL

These specifications shall be construed as the minimum acceptable standards for a skid steer loader with no attachments. Should the manufacturer's current published data or specifications exceed these standards, the manufacturer's standards shall be considered minimum and shall be furnished. All integral parts not specifically mentioned in the scope of these specifications that are necessary to provide a complete working unit shall be furnished. Additionally, the machine offered for bid shall include all standard manufacturers' equipment. The skid steer loader with mulcher attachment must be a new current production model and shall meet all EPA and other applicable standards at the time of manufacture.

The use of specific names or numbers in the specifications is not intended to restrict the bidder or any seller or manufacturer, but is intended solely for the purpose of indicating the type, size, and quality of equipment considered best adapted to the uses of counties participating in this joint bid.

BID SUBMITTAL FORM

Each bidder must submit his or her bid on the Bid Submittal Form included in the invitation to bid package. All written warranties to be submitted shall be attached to the Bid Submittal Form.

BID PRICE

The price bid shall include all destination charges, delivery charges, title fees, rebates and all other applicable costs and refunds.

MANUALS

Each unit shall be provided with one (1) copy of the operator's manual. One day training to be provided by manufacturer's representative

WARRANTY

Bidders shall submit a copy of the manufacturer's standard warranty along with a complete explanation of the warranty with their bid. Mulcher attachment must have (1) year warranty with no hour limit. Skid Steer Loader must have (1) year warranty with no hour limit with the exception of the rubber tracks. Warranty on rubber tracks shall be a minimum (1) year warranty with a 1000-hour limit.

Yes No
Page # _____
or
Attachment

MINIMUM SPECIFICATIONS FOR SKID STEER LOADER

Height	91"	Yes <input checked="" type="checkbox"/> No <input type="checkbox"/> Page # <u>5</u>
Width	72"	Yes <input checked="" type="checkbox"/> No <input type="checkbox"/> Page # <u>5</u>
Length without Bucket	117"	Yes <input checked="" type="checkbox"/> No <input type="checkbox"/> Page # <u>5</u>
Length with Bucket	143"	Yes <input checked="" type="checkbox"/> No <input type="checkbox"/> Page # <u>5</u>
Ground Clearance	8.5"	Yes <input checked="" type="checkbox"/> No <input type="checkbox"/> Page # <u>5</u>
Operating Weight with bucket	11,500 lbs.	Yes <input checked="" type="checkbox"/> No <input type="checkbox"/> Page # <u>5</u>
Top Speed	Two speed 4.5 & 7 mph	Yes <input checked="" type="checkbox"/> No <input type="checkbox"/> Page # <u>5</u>
Ground Pressure at operating weight	4.25 PSI	Yes <input checked="" type="checkbox"/> No <input type="checkbox"/> Page # <u>5</u>
Ground Contact Area	2,150 sq. in.	Yes <input checked="" type="checkbox"/> No <input type="checkbox"/> Page # <u>5</u>
Track Base (Ground Contact Length)	62"	Yes <input checked="" type="checkbox"/> No <input type="checkbox"/> Page # <u>5</u>
Track Width	15.7"	Yes <input checked="" type="checkbox"/> No <input type="checkbox"/> Page # <u>5</u>
<u>Minimum Performance</u>		
Tipping Load	8,100 lbs.	Yes <input checked="" type="checkbox"/> No <input type="checkbox"/> Page # <u>4</u>
Operating Capacity @ 50% of Tipping Load	4,000 lbs.	Yes <input checked="" type="checkbox"/> No <input type="checkbox"/> Page # <u>4</u>
Breakout Force, Lift Cylinders	6,000 lbs.	Yes <input checked="" type="checkbox"/> No <input type="checkbox"/> Page # <u>4</u>

Breakout Force, Bucket Cylinders 5,500 lbs. Yes No
Page # 4

Lift Height to Hinge Pin 125" Yes No
Page # 5

Quick-Attach Hydraulic Powered, Universal Type Yes No
Page # 2

Engine

4 cylinder turbo diesel, liquid cooled Yes No
Page # 4

Displacement 3.4 L Yes No
Page # 4

Gross Horsepower 110 hp Yes No
Page # 4

Peak Torque 245 lb-ft Yes No
Page # 4

Auxiliary (Implement) Pump

Low Flow 20 gpm Yes No
Page # 4

High Flow 40 gpm Yes No
Page # 2

System Pressure 3,000 psi Yes No
Page # 4

Load sensing hydraulic system Yes No
Page # 2

Deluxe Cab Area

Protection System ROPS/FOPS Approved Yes No
Page # 2

Suspension Seat Seat Belt Yes No
Page # 2

Controls	Hydraulic Pilot Joysticks	Yes <input checked="" type="checkbox"/> No <input type="checkbox"/> Page # <u>2</u>
Air Conditioning		Yes <input checked="" type="checkbox"/> No <input type="checkbox"/> Page # <u>2</u>
Heater		Yes <input checked="" type="checkbox"/> No <input type="checkbox"/> Page # <u>2</u>
Interior Dome Light		Yes <input checked="" type="checkbox"/> No <input type="checkbox"/> Page # <u>2</u>
Lexan Complete Cab Enclosure/Front Door		Yes <input checked="" type="checkbox"/> No <input type="checkbox"/> Page # <u>2</u>
Wiper Motor on front door		Yes <input checked="" type="checkbox"/> No <input type="checkbox"/> Page # <u>2</u>
Front and rear emergency exits		Yes <input checked="" type="checkbox"/> No <input type="checkbox"/> Page # <u>2</u>
Audible back-up alarm		Yes <input checked="" type="checkbox"/> No <input type="checkbox"/> Page # <u>2</u>
<u>Minimum Capacities</u>		
Fuel Tank	23 gal	Yes <input checked="" type="checkbox"/> No <input type="checkbox"/> Page # <u>4</u>
Hydraulic Reservoir	10 gal	Yes <input checked="" type="checkbox"/> No <input type="checkbox"/> Page # <u>4</u>
Coolant	4 gal	Yes <input checked="" type="checkbox"/> No <input type="checkbox"/> Page # <u>4</u>
Engine Oil with Filter	9 qt	Yes <input checked="" type="checkbox"/> No <input type="checkbox"/> Page # <u>4</u>
<u>Undercarriage</u>		
Wheel Lubrication	Sealed, oil filled bearings	Yes <input checked="" type="checkbox"/> No <input type="checkbox"/> Page # <u>2</u>
Molded rubber tracks with composite or steel reinforcement		Yes <input checked="" type="checkbox"/> No <input type="checkbox"/> Page # <u>2</u>

Instrumentation

Fuel Level Yes No
Page # 2

Water Temperature Indicator Yes No
Page # 2

Hour Meter Yes No
Page # 2

Engine Oil Pressure Indicator Yes No
Page # 2

Amp Meter Indicator Yes No
Page # 2

Hot Hydraulic Oil Indicator Yes No
Page # 2

Slope Indicator Yes No
Page # 2

Electrical System

Lights 2 front, 2 rear Yes No
Page # 2

Battery 12 volt, 950 CCA Yes No
Page # 2

Alternator 80 Amp Yes No
Page # 2

Additional Features

Dual Stage Air Cleaner Yes No
Page # 2

Service Access Tilt-up ROPS Yes No
Page # 2-3

Auxiliary Hydraulic Connectors Flat – Face Yes No
Page # 2

COMPACT TRACK LOADER

TL12V2

TAKEUCHI

From World First to World Leader

COWIN
EQUIPMENT COMPANY

John Edwards
Governmental Sales Manager
850-685-7055
jedwards@cowin.com

TAKEUCHI
TAKEUCHI MFG. CO., LTD.

TL12V2

TAKEUCHI

TAKEUCHI

TAKEUCHI

TAKEUCHI

From World First to World Leader


Takeuchi Mfg. U.S., Ltd.

40th Anniversary
1979 - 2019

TOUGH, POWERFUL, RELIABLE



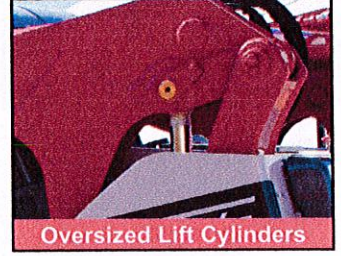
Pilot Operated Controls



Battery Access Panel



Lower Cross Member & Step




Oversized Lift Cylinders

Takeuchi's first vertical lift compact track loader, the TL12V2 demonstrates a continuous commitment to product improvement and innovation. It is the largest and most capable track loader available today and delivers best in class rated operating capacity (ROC), a completely redesigned operator's station that features a color multi-information display, convenient rocker switches to control a wide range of functions, and an updated undercarriage design that enhances operator comfort by reducing vibration and noise levels.

The TL12V2 features a powerful 111 horsepower EPA Final Tier 4 emissions compliant engine that includes

the very latest in EPA Tier 4 emissions standards while delivering outstanding power and torque for the very best performance in the most demanding applications.

Performance features include massive loader arms, oversized lift cylinders and pins, rear bumper with integrated tie downs, high capacity cooling module, and LED lights on the front and rear of the machine. The TL12V2's interior includes an updated overhead door design, redesigned foot throttle, precision pilot controls, backlit rocker switches, convenient cup holders, and a deluxe high back suspension seat for those long hours on the jobsite.



Spacious operator's station with easy to reach controls and switches.

Product Features & Specifications

ENGINE

- U.S. EPA Final Tier 4 Emission Compliant
- Turbocharged and Intercooled
- DOC+DPF+SCR Exhaust After Treatment
- Active Power Control Power Management System
- Working Modes - Power and ECO
- Dial Throttle Control
- Automatic Fuel Bleed System
- High Capacity Radiator, Hydraulic Oil Cooler and Intercooler Mounted Side-by-Side on Swing Out Frame
- Dual Element Air Filter

ELECTRICAL

- 5.7" Color Multi-Informational Display
- Sealed Rocker Switches
- 12 volt System with 80 amp Alternator
- Heavy Duty, Quick Access Battery
- LED Work Lights, Front and Rear
- Back-up Alarm
- Horn

TAKEUCHI FLEET MANAGEMENT

- 2 Year Standard Service
- Downtime Prevention
- Remote Diagnostics
- Utilization Tracking
- Proactive Maintenance
- Control Costs

UNDERCARRIAGE AND FRAME

- 17.7" Quiet Track Design with Flotation Tread
- Long Track Frame
- Fully Welded Frame with Integrated Cross Members
- Rear Bumper Integrated into Frame
- Front and Rear Tie-Down and Lift Points
- Permanently Sealed Track Rollers with Metal Face Seals
- Double Reduction Planetary Track Drives
- Two-Speed Travel

OPERATOR'S STATION


- Pilot Operated Controls
- Deluxe High Back Adjustable Suspension Seat
- Rear Pivoting Seat Bar with Integrated Arm Rests
- Retractable 2" Seat Belt
- ROPS/FOPS Structure
- FOPS Level 2 Window Guard (High Flow Only)
- Polycarbonate Door and Top Guard (High Flow Only)
- Pressurized Cab with Roll-up Door, Air Conditioning, Heat, Defrost, Front Wiper and AM / FM / MP3 Radio with NOAA Weatherband (optional)
- 3" Seat Belt (optional)
- 3 Point Seat Belt (optional)

HYDRAULIC & WORKING EQUIPMENT

- High Lift Vertical Boom Design
- Low Cross Member
- Cushioned Boom Cylinders
- Boom Float with Detent
- Hydraulic Pilot Controls
- Proportional Auxiliary Controls with Detent
- Pressure Relieving Flat Faced Coupler Body
- 14-Pin Connector with Push Button Control
- Hydraulic Self Leveling (ON/OFF)
- Mechanical Quick Coupler
- Hydraulic Quick Coupler
Cab - Standard Equipment
Canopy - optional
- High Flow Auxiliary Hydraulics 40.4 gpm (optional)
- Secondary Auxiliary Circuit 23.2 gpm (optional with High Flow Only)
- Ride Control (optional)
- Pattern Change Valve (ISO or H) (optional)



Convenient Service and Maintenance Access



Vertical Lift Path for Balance and Stability

OPERATING PERFORMANCE

Operating Weight - Canopy	12,860 lb	(5,835 kg)
Cab	13,190 lb	(5,985 kg)
Tipping Load	11,737 lb	(5,324 kg)
Rated Operating Capacity @ 35%*	4,107 lb	(1,863 kg)
Operating Load @ 50% of Tip Load	5,868 lb	(2,662 kg)
Bucket Breakout Force	7,874 lb	(3,571 kg)
Lift Arm Breakout Force	7,109 lb	(3,225 kg)
Traction Force	14,010 lb	(6,353 kg)
Ground Pressure	4.8 psi	(33.0 kPa)
Travel Speed		
Low	5.0 mph	(8.1 km/hr)
High	7.3 mph	(11.6 km/hr)

*Rated Operating Capacity for compact track loaders is rated according to SAE J818 at no more than 35% of the tipping load.

HYDRAULIC SYSTEM

Auxiliary Flow - Primary Circuit	23.2 gpm	(88.0 Lpm)
Auxiliary Flow - High Flow (optional)	40.4 gpm	(153.0 Lpm)
Auxiliary Flow - 2nd Circuit (optional)	23.2 gpm	(88.0 Lpm)
Hydraulic System Pressure	3,481 psi	(24.0 MPa)

ENGINE

Make / Model	Kubota / V3800-TIF4B	
Engine Displacement	230 cu in	(3.8 L)
Horsepower @ 2,400 rpm	111.3 hp	(83.0 kW)
Maximum Torque @ 1,500 rpm	284 ft-lb	(385.0 Nm)

FLUID CAPACITIES

Engine Lubrication	13.9 qt	(13.2 L)
Cooling System	19.0 qt	(18.0 L)
DEF Fluid Tank Capacity	4.8 gal	(18.0 L)
Fuel Tank Capacity	31.6 gal	(119.5 L)
Fuel Consumption (65% of Full Load)	3.8 gal / hr	(14.4 L / hr)
Hydraulic Reservoir Capacity	13.2 gal	(50.0 L)
Hydraulic System Capacity	20.6 gal	(78.0 L)




5.7" Color Display



12 volt Accessory Outlet




LED Work Lights




Multi-Function Switch Bank

ATTACHMENTS


Takeuchi now offers attachments for all of your Takeuchi equipment. See your authorized Takeuchi dealer for additional information and attachment options.




Grapple - Scrap



Dozer Blades

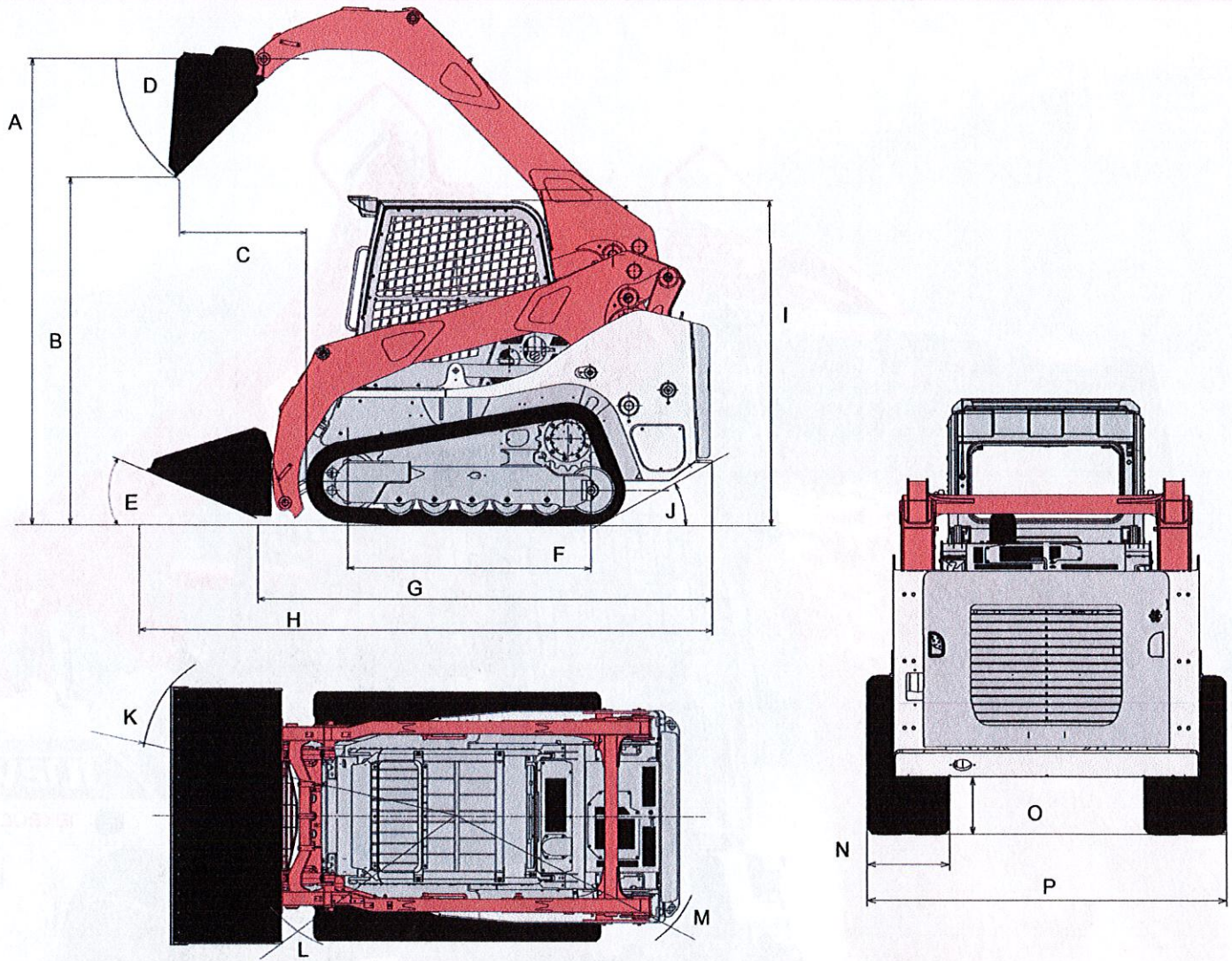


Pallet Forks




Trenchers

TL12V2 Track Loader



MACHINE DIMENSIONS

A	Max. Lift Height to Bucket Pin	10 ft 10 in	3,302 mm
B	Dump Height Fully Raised	8 ft 1.0 in	2,459 mm
C	Dump Reach Fully Raised	3 ft 0.4 in	924 mm
D	Dump Angle	46.8°	
E	Rollback Angle	30°	
F	Track Ground Contact Length	5 ft 7.6 in	1,717 mm
G	Machine Length	10 ft 6.2 in	3,205 mm
H	Transport Length	13 ft 3.3 in	4,045 mm
I	Transport Height	7 ft 7.7 in	2,330 mm
J	Departure Angle	30°	
K	Clearance Circle with Bucket	8 ft 2.6 in	2,505 mm
L	Clearance Circle without Bucket	5 ft 3.4 in	1,610 mm
M	Clearance Circle Rear	6 ft 0.8 in	1,848 mm
N	Track Width	17.7 in	450 mm
O	Ground Clearance	12.6 in	320 mm
P	Overall Width without Bucket	6 ft 5.2 in	1,960 mm



2 YEAR
2,000 HOUR
FULL MACHINE
WARRANTY



© 2019 Takeuchi Manufacturing (U.S.), Ltd. All Rights Reserved. Printed in the U.S.A.
In accordance with our established policy of continued improvement, specifications and features are subject to change without notice. Pictures may show options other than standard equipment.
FORM: TL12V2 Track Loader Spec Sheet - Nov. 2019 - (TFM) s/n 412000006 ~

TAKEUCHI
From World First to World Leader

WARRANTY TERMS AND CONDITIONS

1.0 GENERAL WARRANTY INFORMATION

The Takeuchi warranty is a limited warranty that is provided to the retail purchaser in return for consideration paid as part of the purchase price of the product and, in the case of a coverage plan, in return for additional monies paid. The selling dealer must review the warranty coverage with the retail purchaser and obtain a signature on the Delivery Report and Warranty Registration Form. Subject to the terms of the Takeuchi warranty, Takeuchi warrants to the first purchaser that the new Takeuchi machine will be free from defects in material and workmanship for the period set forth below:

- **New Excavators, Rubber Track Loaders, Skid Steer Loaders, and Wheel Loaders** - 24 months or 2,000 machine hours, whichever occurs first.
- **Takeuchi Replacement Parts** - 12 months or to the end of the new machine warranty period, whichever is longer.
- **Batteries** - 12 months, pro rata basis.
- **Takeuchi Attachments and Options** - 12 months (excluding ground engaging attachments).
- **Rubber Tracks** - Takeuchi brand OEM and aftermarket 12 months, pro rata basis (parts only).

The warranty period for all coverage begins at the time that any one of the following conditions are met no matter which occurs first:

- **Unit is sold to a retail customer.**
- **Unit is placed into rental.**
- **Unit accumulates over 100 hours on hour meter.**
- **Twelve (12) months from the Takeuchi invoice due date.**

1.1 RESPONSIBILITY

Takeuchi's Responsibility:

- To provide customers and dealers with high quality and reliable equipment.
- To pay our dealers quickly and fairly for warrantable repairs.
- To analyze failed parts and review warranty claims so that we can take corrective action to reduce warranty incidents and increase customer satisfaction.
- To provide training regarding the maintenance and repair of Takeuchi products.
- To provide quick and easy access to required support information.

Dealer's Responsibility:

- To analyze the customer's needs and specify the right equipment for the application.
- To provide adequate facilities and equipment to properly service Takeuchi products; this includes having all required Takeuchi service tools on hand.
- To employ technicians who are qualified to service Takeuchi products.
- To register equipment promptly when it is placed into service, so warranty coverage is in effect.
- To consider all factors and information when making/submitting a warranty claim and provide all requested information regarding the failure and repair in a timely fashion.
- To determine if the Takeuchi product is under warranty before performing any repairs.

- To repair Takeuchi products in a timely manner.
- To correctly repair Takeuchi products the first time.
- To submit a completed warranty claim online within 30 days of repair date.
- To retain the failed parts for 90 days after payment has been received.
- To perform required updates and modifications in a timely fashion.

Customer's Responsibility:

- To maintain the equipment in accordance with the instructions in the Operator's Manual, and to keep accurate records of this maintenance.
- To operate the equipment in a safe manner that is within the parameters of the designed utility.
- To cease operation of the equipment if a defect occurs so as to avoid extra damage which may be caused by continued operation.
- To deliver the equipment to the dealer so that repairs can be made.
- To comply with all requests for updates and modifications required to be performed on any Takeuchi equipment.

The Takeuchi warranty remains in effect during the warranty period if the owner performs the required maintenance at the recommended intervals outlined in the product Operator's Manual and the unit is operated within its rated capacity. If a defect occurs, either in the material or workmanship, it is the customer's responsibility to cease operating the unit until repairs are made. DAMAGES OCCURRING FROM CONTINUED USE AND/OR NEGLIGENCE MAY NOT BE COVERED BY WARRANTY. Owners should contact their local authorized Takeuchi dealer immediately so that repairs can be made. It is the owner's responsibility to return the machine to an authorized repair facility for warranty repairs.

1.2 SECURING WARRANTY SERVICE

Warranty service must be obtained at an authorized Takeuchi dealer location or an approved Takeuchi service center and requested within the applicable coverage period.

- Takeuchi will, during the applicable warranty period, repair or replace at its option any component or parts (except those specified below) that, as delivered to the original purchaser, are defective in material and workmanship. Takeuchi will determine in its sole discretion, whether a defect of failure is covered by this warranty. No charge shall be made to the purchaser for parts and reasonable labor incurred in making the repairs except as otherwise stated below.
- Warranty repairs will be performed by an authorized Takeuchi service center upon delivery of the machine or defective part to the service center. At the time of requesting warranty service, the purchaser must present evidence of the date of purchase of the machine.
- The purchaser shall pay any premium for overtime and additional labor requested by the purchaser, any charge for field service calls, mileage charges, transporting the machine or parts thereof to and from

the place where the warranty is performed and unusual freight charges for the shipment of parts from Takeuchi which the purchaser may request.

1.3 ITEMS NOT COVERED BY WARRANTY

The Takeuchi New Machine Limited Warranty does not cover:

- Any machine which has been altered or modified in a manner which, in the sole judgment of Takeuchi, affects its performance, stability or reliability, including the use of non-approved attachments.
- Depreciation or damage caused by normal wear and tear, failure to properly maintain the machine, improper use or abuse of the machine, collision, fire or accident, vandalism, negligence, or operation beyond rated capacity or specifications.
- Parts or components that are covered by separate and specific warranties, including but not limited to tires and warranties extended by other manufacturers.
- Accident or damage caused by the environment, such as but not limited to: exposure to corrosive or hazardous materials.
- Replacement of wear items, such as but not limited to buckets and bucket teeth, cutting edges, pins, bushings, glass, radios, tires, wheels, and undercarriage components.
- Normal maintenance parts and labor including, but not limited to: replenishment of oils, lubricants, coolants, fluids, hydraulic oil, lights, filters, belts, hoses and fittings.
- Machines not properly registered with Takeuchi when first placed into service.
- Costs associated with pickup and delivery of the equipment, rental of replacement equipment during the repair period, economic loss during the repair, overtime labor charges, travel time, mileage or zone charges and freight charges of replacement parts.

1.4 WARRANTY REGISTRATION

New machine warranty coverage begins when the machine is properly registered. Registration is realized when the registration is initiated online and completed by the Delivery Report and Warranty Registration Form being received and processed by Takeuchi. A machine must be registered when any of the following conditions are met no matter which occurs first:

Unit is sold to a retail customer.

Unit is placed into rental.

Unit accumulates over 100 hours on hour meter.

Twelve (12) months from the Takeuchi invoice due date.

Please note that if the Warranty registration is not received when the machine is put into service, the warranty start date will be determined by the sole judgment of Takeuchi Mfg. U.S. based on invoice paid date, hours, date sold to retail customer or dealer rental fleet in service date. Warranty claims will not be accepted until the proper registration has been received by Takeuchi Mfg. U.S.

The completed warranty registration form must be sent to:

Takeuchi Mfg. U.S. Ltd.
Attn: Warranty Department
519 Bonnie Valentine Way
Pendergrass, GA 30567

1.5 WARRANTY REIMBURSEMENT

Takeuchi provides for warranty reimbursement due to defects in material or workmanship only. Warranty does not include restoring to factory new condition, any machine or portion thereof which has accumulated hours of operation. This includes customer-owned and used equipment still covered by warranty.

With the exception of only a few parts not available through Takeuchi, all Takeuchi warranty repairs must be performed using **ONLY** genuine Takeuchi new service parts. Installation of non-Takeuchi replacement parts does **NOT** qualify for warranty reimbursement and can void the machine's warranty.

Under no circumstance may a dealer take a credit against their open account for a pending warranty claim. Additionally, dealers are responsible for making sure that their parts account is maintained according to the Takeuchi Terms and Conditions Agreement. Failure to comply will subject the dealer to interest penalties, terms reduction, or parts termination.

Pre-Authorization: The dealer must obtain email pre-authorization from the Takeuchi Regional Service Manager for repairs to exceed \$3000. Final approval of repairs will be made by Takeuchi upon inspection of failed components. This email authorization should be attached to the warranty claim when submitted.

Parts: Takeuchi will reimburse servicing dealers for parts approved, based on the price in effect on the date the parts are replaced. Takeuchi will reimburse for approved parts used for repair, at 110% of dealer cost. This cost includes any discounts or programs taken to reduce the part cost. All parts replaced under warranty, not recalled by Takeuchi, must be retained by the dealership for 90 days after payment has been received.

Labor: Takeuchi shall reimburse the dealer at 100% of the dealer's posted retail shop labor rate (for in-shop repairs) on file with Takeuchi at the time the warranty claim is entered. Shop labor rates may be adjusted once a year during the second quarter. This retail shop labor rate shall be subject to verification by Takeuchi from copies of actual invoices to customers.

Outside Charges: Specialized repair, such as machine shop, radiator, or air conditioning repair not normally performed at some dealer locations, will be accepted as part of the warranty claim at actual cost. To support the claim, the dealer must explain the parts used and service work performed in the failure description and probable cause section of the warranty claim and submit a copy of the invoice.

Freight: The cost to return warranty recalled parts to Takeuchi will be reimbursed. Freight expense reimbursements are to be filed on a separate claim for all heavy items that have been recalled by the Warranty Department. The dealer is responsible for attaching a copy of the freight invoice to the warranty claim for processing.

Travel: Takeuchi does not reimburse for travel time or mileage. It is the customer's responsibility to deliver a machine to an authorized service center for repairs.

1.6 FILING A WARRANTY CLAIM

In order to receive reimbursement for warranty work per-

formed, dealers and authorized Takeuchi service centers should enter the claim information via the Takeuchi e-commerce website. All claims should be submitted to Takeuchi no later than 30 days from the date of repair.

NOTE: Failure to submit warranty claims in a timely fashion will result in non-payment of requested warranties.

Once the warranty claim is received by Takeuchi, a warranty claim number will be assigned. Dealers should check the Takeuchi e-commerce website to view the status on warranty claims as well as to see which parts (if any) are being recalled by Takeuchi. Any part recalled by Takeuchi will be noted on the web warranty claim. Takeuchi will also notify the dealer of the recall request. Recalled parts not received by Takeuchi within 45 days from request date will result in a DENIED warranty claim.

All recalled parts returning to Takeuchi must contain a copy of the Return Merchandise Authorization (RMA) Form and the return authorization number should be printed on the outside of the box. Failure to enclose a copy of the RMA form or indicating the RMA number on the outside of the box will result in your parts being refused in the receiving department, thus delaying the claim process.

1.7 EXTENDED WARRANTY

Takeuchi offers Power Protection Plans that are available for purchase on all machines during the New Machine Limited Warranty period. These plans are for varying periods of time and varying degrees of coverage, but are subject to the same conditions as the original Takeuchi limited warranty.

1.8 FEDERAL EMISSIONS WARRANTY

Takeuchi Manufacturing will warrant to the initial owner, and each subsequent owner, the emission control system on the non-road diesel engine installed in Takeuchi equipment for the periods of time listed below.

- The emissions warranty period for all engines rated at 19kW (25 HP) or below is 2 years or 2000 engine hours, whichever occurs first.
- The emissions warranty period for all engines rated above 19kW (25 HP) or above is 5 years or 3000 engine hours, whichever occurs first.

Further detail regarding the Federal Emissions Warranty can be found in Takeuchi's Federal & California Emission Control Systems warranty policy.

1.9 POWER PROTECTION PLAN TRANSFER

The Takeuchi Power Protection Plan is transferable on all machines by filling out a transfer form and remitting the warranty transfer fee of fifty dollars (\$50.00) to:

Takeuchi Mfg. U.S. Ltd.
Attn: Warranty Department
519 Bonnie Valentine Way
Pendergrass, GA 30567

1.10 MODIFICATION/SAFETY BULLETIN NOTIFICATION

Takeuchi strives to provide quality dependable equipment. Problem areas sometimes require correction to maintain customer confidence and loyalty. In such instances, Takeuchi may deem it mandatory that such problems be corrected on both customer machines and dealer inventory units at the earliest possible time. Such action is referred to as a field modification.

Dealers will be advised of the exact procedures to be fol-

lowed and reimbursement rates are as follows:

- Modification and safety bulletin notifications will be emailed to the dealer's specified e-mail address provided by each dealer.
- These bulletins will also be available online through the e-commerce website.
- Parts necessary to complete the modification will be made available either via automatic shipment by Takeuchi to the dealer of record or the dealer will be advised to order the required parts.
- All modifications must be performed in an expeditious manner, as time is of the essence.
- All warranty claims for modifications must reference the modification number on the warranty claim.

2.0 TAKEUCHI FLEET MANAGEMENT - TELEMATICS

Takeuchi MFG U.S. Ltd and its affiliates collect, monitor and use certain data from equipment that you have purchased. This data referred to as "Machine Data" is collected, generated and/ or stored in the equipment you have purchased from Takeuchi. Machine Data generally includes data regarding the operation of the equipment, such as measuring multiple engine data points, fuel consumption, oil pressure and other engine performance factors. Machine Data can also include the collection, monitoring and use of data involving how and where the equipment is being used.

Takeuchi collects and uses this Machine Data, among other things, for purposes of providing customer support, marketing, product safety and other general business purposes. The use of Machine Data will enable Takeuchi to better understand how its equipment is being used, which in turn will allow it to research potential improvements and make its products and services even more useful to its customers.

Takeuchi does not generally share Machine Data it collects with other companies, except that Takeuchi may share such information with its suppliers, customers who have purchased such data for a monthly service fee, affiliates, dealerships, business partners and other companies that are performing services for it. Finally, Takeuchi may disclose Machine Data if required by law to do so.

The execution of this contract/bill of sale constitutes permission for Takeuchi to collect, monitor, store and use the Machine Data for the purposes set forth above.

Dealer: Cowin Equipment Company Inc.
Print Name: John Edwards
Signature: _____
Title: Governmental Sales Manager
Date: _____

TAKEUCHI

TL12V2

Track Loader

HIGH FLOW

519 Bonnie Valentine Way, Pendergrass, GA 30567
Tel: 706-693-3600 Fax: 706-693-3725
www.takeuchi-us.com

STANDARD EQUIPMENT

Operating Weight: 13,190 lbs.	Vertical boom design
Overall Width Without Bucket: 6' 5.2"	ROPS/FOPS tilt-up operators compartment
Tipping Load (SAE 732) 11,737 lbs.	Electronic dial type throttle and foot throttle
Rated Operating Capacity (ROC)(SAE J818): 4,107 lbs	Back-up alarm
Bucket Digging Force: 7,874 lbs.	Top and rear window
Horsepower / RPM: 111.3 / 2,400	Automatic fuel bleed system
Travel Speed: 5.0 / 7.8 mph	Pilot operated joystick controls
Auxiliary Flow (Std / High Flow): 23.2 gpm / 40.4 gpm	Universal quick attach mounting bracket
Ground Pressure: 4.9 psi	Deluxe high back suspension seat with retractable seatbelt
Maximum Lift Height to Bucket Pin: 10' 10"	One and two way auxiliary hydraulics
Reach Fully Raised: 3' 0.4"	Electronic engine monitoring system
Cab height: 7' 9.7"	Electrohydraulic push button controls of auxiliary hydraulic circuit
ROPS/FOPS Level 2 operators protection	Proportional slide switch control auxiliary hydraulics with detent function
Front & rear LED working lights	Hydraulic self-leveling bucket
Selectable working modes	Flat face, pressure relieving hydraulic couplers
Active power control power management system	Standard 14-pin connector with push button control
Multi function color monitor	Dual element air cleaner
	Push button boom float with detent

TFM hardware standard equipment, service included through the standard warranty period

BASE MACHINE WITH STANDARD EQUIPMENT

Factory Code	Description	MSRP
TL12V2-CRH	TL12 with Cab with Air Conditioning/Heat, Defroster, AM/FM/MP3 Radio, 17.7" Rubber Tracks, Hydraulic quick attach, Roll up Lexan door HIGH FLOW Auxiliary Hydraulics	\$98,766
TL12V2-CRHR (w/ RC)	TL12VCRH (above Equipped) with Ride Control*	\$99,508
TL12V2-CRHP (w/ PC)	TL12VCRH (above Equipped) with Pattern Control*	\$99,774
TL12V2-CRHRP (w/ RC & PC)	TL12VCRH (above Equipped) with Ride Control & Pattern Control*	\$100,516

BASE MACHINE PRICE DOES NOT INCLUDE A BUCKET

* PC & RC requires a minimum of 90 days delivery time for factory order

ATTACHMENTS / OPTIONS

BTL1280	80" HD smooth dirt bucket with bolt-on edge, 24.0 cu ft. capacity	\$3,125.37
BTL1280T	80" HD dirt bucket with 9 teeth 24.0 cu.ft. capacity	\$3,115.18
ABLU-84S-100	84" High Capacity - HD Dirt Bucket - Smooth with bolt-on edge, 27 cu.ft. capacity	\$3,538.41
ABLU-84T-100	84" High Capacity - HD Dirt Bucket - Tooth - 27 cu.ft. capacity	\$3,468.31
TDZR96	8' six way dozer blade	\$10,281.16
TPFWT4855	HD 48" pallet forks and frame (Rated 5500 lb)	\$1,227.87

FIELD INSTALLED OPTIONS

1914199948	3" retractable seat belt in lieu of standard 2"	\$91.00
1914100145	3-point 2" seat belt kit in lieu of standard 2"	\$288.86
K28863001	Counter Weight Kit (450 lbs) (ROC: 4,815 lbs)	\$1,875.00
TWK56088	BUMPER KIT, hydraulic winch (TL12V/R HF ONLY)	\$12,096.82
TBK56104	BUMPER KIT (TL12V/R ONLY)	\$4,815.66

Prices and specifications
subject to change without notice

P-21-B
Prices are in US Dollar

Prices are F.O.B. Pendergrass, GA
Effective 1 January 2024



Company ID Number: 505216

THE E-VERIFY PROGRAM FOR EMPLOYMENT VERIFICATION
MEMORANDUM OF UNDERSTANDING

ARTICLE I

PURPOSE AND AUTHORITY

This Memorandum of Understanding (MOU) sets forth the points of agreement between the Department of Homeland Security (DHS) and Cowin Equipment Co Inc (Employer) regarding the Employer's participation in the Employment Eligibility Verification Program (E-Verify). This MOU explains certain features of the E-Verify program and enumerates specific responsibilities of DHS, the Social Security Administration (SSA), and the Employer. E-Verify is a program that electronically confirms an employee's eligibility to work in the United States after completion of the Employment Eligibility Verification Form (Form I-9). For covered government contractors, E-Verify is used to verify the employment eligibility of all newly hired employees and all existing employees assigned to Federal contracts or to verify the entire workforce if the contractor so chooses.

Authority for the E-Verify program is found in Title IV, Subtitle A, of the Illegal Immigration Reform and Immigrant Responsibility Act of 1996 (IIRIRA), Pub. L. 104-208, 110 Stat. 3009, as amended (8 U.S.C. § 1324a note). Authority for use of the E-Verify program by Federal contractors and subcontractors covered by the terms of Subpart 22.18, "Employment Eligibility Verification", of the Federal Acquisition Regulation (FAR) (hereinafter referred to in this MOU as a "Federal contractor with the FAR E-Verify clause") to verify the employment eligibility of certain employees working on Federal contracts is also found in Subpart 22.18 and in Executive Order 12989, as amended.

ARTICLE II

FUNCTIONS TO BE PERFORMED

A. RESPONSIBILITIES OF SSA

1. SSA agrees to provide the Employer with available information that allows the Employer to confirm the accuracy of Social Security Numbers provided by all employees verified under this MOU and the employment authorization of U.S. citizens.
2. SSA agrees to provide to the Employer appropriate assistance with operational problems that may arise during the Employer's participation in the E-Verify program. SSA agrees to provide the Employer with names, titles, addresses, and telephone numbers of SSA representatives to be contacted during the E-Verify process.
3. SSA agrees to safeguard the information provided by the Employer through the E-Verify program procedures, and to limit access to such information, as is appropriate by law, to individuals responsible for the verification of Social Security Numbers and for evaluation of the E-Verify program or such other persons or entities who may be authorized by SSA as governed

E-Verify



Company ID Number: 505216

To be accepted as a participant in E-Verify, you should only sign the Employer's Section of the signature page. If you have any questions, contact E-Verify at 888-464-4218.

Employer Cowin Equipment Co Inc	
Tracy Womack	
Name (Please Type or Print)	Title
Electronically Signed	02/15/2012
Signature	Date

Department of Homeland Security – Verification Division	
USCIS Verification Division	
Name (Please Type or Print)	Title
Electronically Signed	02/15/2012
Signature	Date

Information Required for the E-Verify Program

Information relating to your Company:

Company Name:	Cowin Equipment Co Inc
Company Facility Address:	2238 Pinson Valley Parkway
	Birmingham, AL 35217
Company Alternate Address:	PO Box 10624
	Birmingham, AL 35202
County or Parish:	JEFFERSON
Employer Identification Number:	630141942

Company ID Number: 475502

**E-VERIFY
CORPORATE COMPANY**

If you have any questions, contact E-Verify at
888-464-4218.

**INFORMATION REQUIRED
FOR E-VERIFY**

Information relating to your Company:

Company Name: Cowin Equipment Company Inc

Company Facility Address: 2238 Pinson Valley Parkway
Birmingham, AL 35217

County or Parish: JEFFERSON

Information relating to the Corporate Administrator(s) for your Company on policy questions or operational problems:

Name:	George Tickle	Fax Number:	(205) 841 - 2639
Telephone Number:	(205) 488 - 3950		
E-mail Address:	gtickle@cowin.com		
Name:	Tracy Womack	Fax Number:	(205) 488 - 3164
Telephone Number:	(205) 488 - 3959		
E-mail Address:	twomack@cowin.com		

INVITATION TO BID HEAVY EQUIPMENT

NOTICE OF BID OPENING

NOTICE IS HEREBY GIVEN that the Association of County Commissions of Alabama, which administers the Alabama County Joint Bid Program on behalf of Alabama's county governing bodies, shall receive and open bids for the purchase of zero (0) or more items of heavy road equipment at its office located at 2 North Jackson Street, Montgomery, Alabama, at **10:00 a.m. on Friday, November 1, 2024**. Bid specifications are available at <http://www.alabamacounties.org/heavy-equipment/> for each of the following items:

Track Mount Excavators
Compact Track Mount Excavators
Mini Track Excavator
Wheeled Excavator
Highway Speed Truck Excavators
Motor Grader
Wheel Loader
Heavy Duty Dump Chassis
Lowboy Tractor

Lowboy Trailer
Skid Steer and Attachments
Ride-on Industrial Boom Mowers
Rubber Tire Roller
One-man Pothole Patchers
Trailer Mount Mastic Patcher/Crack Sealer
Chip Spreader
Asphalt Distributor

Time is of the essence in submitting bids and only bids received in the Association office by 10:00 a.m. Central Time on Friday, November 1, 2024 will be opened and considered. Bidders and any other interested individuals are invited to attend the bid opening.

NOTICE OF BID OPENING PROCEDURES

All bids for **Heavy Equipment** will be opened and the name(s) of the bidders read aloud on the morning of the bid opening on **Friday, November 1, 2024 at 10:00 a.m.** at 2 North Jackson Street, Montgomery, AL. The specifics of each bid submitted will be compiled by the Association staff thereafter and will be available, **upon written or emailed request**, one week after the bid opening. Requests should be emailed to jointbid@alabamacounties.org.

THE INVITATION PACKAGE

The invitation package for each item to be bid includes: this invitation to bid, the written bid specifications for the particular item of heavy road equipment, and a Bid Submittal Form to be used in submitting a bid for that particular item. Bidders should verify that they have received all pages of the invitation package. If there are any omissions, the bidder should contact **Kenya Howard** in the Association office by mail, fax, or e-mail (jointbid@alabamacounties.org) to request missing pages. It is the responsibility of the bidder to make this request in sufficient time to prepare and submit the bid in time for the bid opening. Bidders should carefully read and comply with all parts of the invitation package, including all attachments and/or any addendum.

PREPARING AND SUBMITTING BIDS

All bids must be typed or hand written in ink on the attached Bid Submittal Form. **The completed Bid Submittal Form shall be placed in front of and separated from all other documents included in the bid packet, such that it will be the first document viewed upon opening the bid packet.**

Bids submitted in pencil and bids not submitted on the Bid Submittal Form **will not** be considered. All bids shall include a current catalog or model specification document for the equipment model number being offered for consideration. Bids submitted without such documentation **will not** be considered. Only information contained on the attached Bid Submittal Form and in the model specification document will be considered in evaluating bids.

Each separate requirement in the bid specification includes a block for indicating whether or not the item bid meets the specification. The bidder shall indicate compliance with each requirement by checking "Yes" or "No" in the block to the right of each bid specification. In addition, the bidder shall indicate the page number in the supplied manufacturer's equipment literature on which compliance with the specification can be verified. Failure to complete this portion of the bid form may result in the subject bid not being considered.

Each bid for one of the heavy equipment items included in the bid package must be submitted on the Bid Submittal Form for that item and forwarded in a separate envelope with the bid item and item number clearly identified on the outside of the envelope. Envelopes containing a "no bid" shall also include the words "NO BID" on the outside of the envelope. Facsimiles and e-mails will not be accepted. Bids submitted by "Express/Overnight" services must be in a separate inner envelope or package sealed and identified as stated above. All bids must be received in the Association office prior to the bid opening. Bids received after the deadline will be returned unopened.

The County Joint Bid Program reserves the right to require a performance bond from successful bidders as permitted under Alabama law. However, **no bid bond is required for this bid offering.**

All bids should be mailed or hand-delivered to:

ATTN: Patrick McDougald
Association of County Commissions of Alabama or ACCA
2 North Jackson Street, FL 7, Montgomery, Alabama 36104 (Physical Address)
P.O. Box 5040, Montgomery, Alabama 36103 (Mailing Address)

BID SPECIFICATIONS

Please note that each piece of heavy equipment available for bid may include several different sizes and categories of machines. You should read each set of specifications very carefully as the differences vary depending upon the piece and size of equipment.

The award will be based on the total cost of the **Standard Machine** bid by the lowest responsible bidder. Each Bid shall include a **Manufacturer's Suggested Retail Price Sheet (MSRP)** for each machine bid. The percent difference between the Manufacturer's Suggested Retail Price (MSRP) for the standard machine as specified by these bid specifications and the actual price bid by the vendor will be calculated and that percentage discount shall be applied to any options an individual county may choose to add to the machine.

Once the bids have been awarded, any county participant purchasing under this program may, at its discretion, add any of the vendor's available options at the same discount off the Manufacturer's Suggested Retail Price Sheet as was applied to the Standard Machine Price Bid.

Any use of specific names and/or model numbers in the attached specifications is not intended to restrict the bidder or any seller or manufacturer, but is included solely for the purpose of indicating the type, size, and quality of materials, product services, or equipment considered best adapted to the use of the counties participating in the joint bid program.

ACQUISITION AND FINANCING OPTIONS

The awarded Vendor will provide the equipment, including any options required by the purchaser, at the awarded price as contracted through the Joint Bid Program. The purchaser may secure its own financing to acquire the equipment or execute any financial options available under Alabama law with the awarded Vendor in order to acquire the equipment.

BIDDER QUALIFICATIONS

All bidders and all program participants must be in compliance with any applicable federal, state, county and municipal laws, regulations, resolutions and ordinances, including but not limited to, licensing, permitting, and taxation requirements. All bidders should be prepared to submit evidence or documentation as proof that they are properly licensed and permitted under any applicable laws upon request. Such evidence or documentation may be submitted with the bid. Additionally, all bidders shall provide proof that they are in compliance with the E-Verify requirements of Alabama's Immigration Law (Ala. Code § 31-13-1 et seq., as amended by Act No. 2012-491).

BID AWARD

The Houston County Commission will serve as the awarding authority for all bids and will award all contracts at a regular meeting of the Houston County Commission. Any and all bids submitted in compliance with this invitation to bid shall be considered, and award will be made to the lowest responsible bidder meeting bid specifications as determined by the awarding authority in compliance with Alabama law. All bids will be reviewed and evaluated by a committee created for that purpose, which committee will make comments and recommendations to the awarding authority regarding the award. All factors contained in each invitation package will be evaluated in determining the successful bidder, and any omissions of the stated requirements may be cause for rejection of the bid submitted. The awarding authority reserves the right to reject any and all bids, to waive any informality in bids, and to accept in whole or in part such bid or bids solely at its discretion.

The contract period will be one year with an option to renew for a second and third year under identical price, terms, and conditions upon the mutual consent of the vendor and the awarding authority. Any renewal contract shall be approved in writing by the vendor and the awarding authority no later than 90 days prior to the expiration of the existing contract.

CONTACT REGARDING BIDS AND INVITATION

Contact initiated by a potential bidder with any county official, county employee, or member of the Association staff shall only be as specifically set out in this Invitation to Bid. Any questions related to the bid or the County Joint Bid Program shall be directed to Association staff in writing under the procedures set out in this Invitation to Bid. Additionally, a bidder may contact the Association in writing to request an appointment to review bid specifications following the bid opening. **However, there shall be no communication with any county official or county employee regarding this bid between the date of this invitation and the date of bid award.** Any contact other than as set out here shall be deemed as an attempt to unduly influence the bid award, and shall be grounds for rejection of the bid submitted by the bidder initiating such other contact.

Any questions or problems related to downloading or obtaining copies of this Invitation to Bid should be directed to **Kenya Howard** at jointbid@alabamacounties.org or **334-263-7594**.

Any other questions or requests for additional information regarding this invitation or the bid specifications shall be submitted **in writing** no later than five (5) days prior to bid opening to:

ATTN: Patrick McDougald
Association of County Commissions of Alabama
P.O. Box 5040
Montgomery, Alabama 36104

OR

Patrick McDougald
Email: pattymackdaddy@gmail.com